

**deceuninck**

Product

# Specification Guide.



**TRADITIONAL 2500**  
WINDOWS AND DOORS

**HERITAGE 2800**  
WINDOWS AND DOORS

**CONTEMPORARY 5000**  
WINDOWS AND DOORS

**FULLY REVERSIBLE**  
WINDOWS

**SLIDER24+**  
SLIDING DOORS

**MONORAIL**  
SLIDING DOORS

**deceuninck**

**We are one  
of the world's  
largest PVC-U  
manufacturers**

---

# DECEUNINCK

---

## WINDOWS AND DOORS

---

# CONTENTS

### TRADITIONAL 2500

WINDOWS AND DOORS

PAGE 12

### HERITAGE 2800

WINDOWS AND DOORS

PAGE 40

### CONTEMPORARY 5000

WINDOWS AND DOORS

PAGE 80

### FULLY REVERSIBLE

WINDOWS

PAGE 106

### SLIDER24+

SLIDING DOORS

PAGE 110

### MONORAIL

SLIDING DOORS

PAGE 114

---

# DECEUNINCK

---

## ABOUT US

---



Since its humble beginnings producing combs and other small plastic items in 1937, Deceuninck has grown to become one of the world leaders in the design, development, compounding, extrusion, finishing, recycling and injection moulding of PVC-U systems and profiles for the construction industry.

The company is active in over 91 countries with 21 warehouses and 15 production sites supported by 3,682 employees; the headquarters and coordination centre of the Group is located in Hoogede-Gits (Roeselare), Belgium and is quoted on the Euronext stock exchange.

A strong belief in ongoing investment into research and development, logistics, facilities and staff skills has ensured that Deceuninck leads the way in product design and innovation of its windows & doors, interior, roofline and cladding systems, and outdoor living solutions.

Deceuninck gives priority to innovation in materials, products and applications. These innovations include the patented UV-resistant Decoroc coating system, Twinson that merges the benefits of wood and PVC into a single base material used for claddings and decking shapes, and Linktrusion®, a revolutionary technology that combines processes and materials to produce profiles stronger, lighter and more thermally efficient than traditional PVC-U extrusion. Deceuninck employs a cradle-to-cradle philosophy in its design and manufacturing. Its products provide years of quality service, after which they can be fully recycled. This policy has led to achieving ISO 9001 (certifications for Deceuninck NV - Corporate, Deceuninck NV - plant Gits (headquarters) and Deceuninck Compound (raw material supplier to the group)).

The UK subsidiary, based in Calne, Wiltshire, was established in 1981. Whilst benefiting from the wide product range, investment potential and research and development that a global group has to offer, it has built its success by developing long-term partnerships with a select group of fabricators that share a desire for quality products and service. Deceuninck Ltd, the UK subsidiary, has also achieved ISO 9001 and 14001 accreditation along with numerous standards for its products.

In line with its passion for excellence, the Deceuninck Group wants to project itself as an integrated world-wide group, specialising in the compounding, design, development, extrusion and finishing of PVC systems and profiles for the construction industry and in recycling. Satisfying customers is our ultimate goal at Deceuninck. This is based on a long term win-win situation for both customers and Deceuninck. We must therefore do everything in our power to ensure that customers are more than satisfied with our business partnership. As such, every aspect of our customer service must exceed market expectations.

'Passion For Excellence' encompasses; Financial Excellence – Deceuninck has successfully pursued a long-term policy of controlled growth and is now a world leader in the design, production and distribution of extruded PVC-U profiles.

Market Excellence – Deceuninck takes great pride in the wide range of products, training and expertise that the company offers to its worldwide customer base.

Operational Excellence – Deceuninck strives to maintain and improve upon the outstanding quality of products and logistics which is responsible for much of the company's success.

---

# DECEUNINCK

---

## ENVIRONMENTAL POLICY

---

Deceuninck Limited is committed to protecting the local and global environment of the Earth. To minimise environmental impacts concerning our activities, products and services. To strive for continual improvement of the environmental element of the Integrated Management System and to enhance our environmental performance we shall:

- Comply with applicable legal requirements and other requirements to which the company subscribes which relate to its environmental aspects.
- To include the consideration of environmental issues in all business strategies and initiatives.
- Deceuninck Limited senior management are committed to ensure that protection of the environment is firmly embedded in both the company's and all employees' culture and will endeavour to influence its suppliers and customers in a similar strategic environmental manner.
- Prevent pollution, reduce waste and minimise consumption of resources.
- Consider the wider global impact of all our activities, including those of our suppliers, customers and other stakeholders.
- Educate, train and motivate employees to carry out tasks in an environmentally responsible manner and ensure that a continuous professional development strategy remains core to our business goals.
- Encourage environmental protection among suppliers and sub contractors.
- Environmental objectives are to be set annually, monitored and communicated at regular intervals through the Integrated Management System meetings.

Deceuninck Limited is committed to continual improvement and environmental performance. This policy will be communicated to all staff, contractors and suppliers, and be available to the public if requested.



---

# DECEUNINCK

---

## THERMAL CHAMBER INSULATOR

---

As a responsible organisation, Deceuninck Group has been recycling its own production waste and off-cuts of window profiles (post manufacturing waste) for quite some time.

As a supporter of Vinyl Plus, a 10 year voluntary commitment by the European PVC industry to enhance sustainability of its products and production over the full lifecycle, Deceuninck has committed to improving production processes and products, investing in technology, minimising emissions and waste and boosting collection and recycling.


As part of this on-going commitment towards sustainability Deceuninck is continually looking at ways of increasing the number of products which are produced from PVC-U waste and recycled into fully fledged products.

Through innovation and product development Deceuninck has found a solution for recycling its more difficult post industrial PVC-U waste, by inserting recycled PVC-U profiles into their own high quality PVC-U window frames, giving enhanced insulating properties, hence the name Thermal Chamber Insulator (TCI).

### THERMAL PERFORMANCE

By its location inside the window frame, TCI sometimes mistakenly gets called a reinforcement. Steel has many benefits with regard to structural rigidity but by its very nature is a good conductor and therefore has a negative effect on the overall thermal performance of a window. TCI is not a reinforcement for PVC-U windows but a genuine commitment by Deceuninck to both reduce the carbon footprint of its manufacturing processes by minimising the amount of waste which potentially may go to landfill, but to also make Deceuninck fenestration products more thermally efficient once they reach the 'In-use' phase of the product lifecycle, by reducing the amount of heat loss from inside the building to outside, resulting in reduced heating bills and less carbon emissions. Twice the environmental saving!

Through indicative modelling we have discovered by using TCI inside certain profiles, window and door energy ratings can be improved, in some cases enough to attain the prestigious A, A+ and A++ rating bands where it was not previously possible to do so.



### ACCREDITATION

TCI was launched with full British Standards Kitemark approval, for weather testing and enhanced security, having been successfully tested to BS 6375 and PAS24 respectively.

Please contact the Deceuninck Technical Department on: 01249 810415 for weather performance rating, maximum allowed size criteria and approved hardware specification.

### PRODUCT FEATURES

TCI also brings a number of benefits to the window manufacturing process through its unique material properties, such as:

- Less risk of weld contamination due to the removal of steel and the grease used to protect it from rust.
- Can be cut with a standard chop saw suitable for PVC-U, reducing the need for using steel saws and the resulting danger of contamination of coolant oils during welding.
- No sharp edges, reducing the risk of injury to operatives
- Can be optionally mitred and welded at corners, reducing the amount of reinforcement retention screws needed bringing associated cost savings.
- TCI weighs less than steel, making windows lighter, giving not only health and safety benefits but importantly making savings on lorry load delivery weights and associated CO<sub>2</sub> savings.
- Using our own recycled material to manufacture TCI, we can avoid any market price volatility for material we must source from elsewhere, such as steel.

---

# DECEUNINCK

---

## QUALITY, RECYCLING & ENVIRONMENT

---



To ensure full control over the quality of our products, Deceuninck produces its own raw material and tooling. By designing and manufacturing our own dies and calibrators, we can also constantly monitor and maintain existing tools to guarantee consistently high-quality products.

For a global company of this scale, efficient logistics are essential. Deceuninck has developed its own computer software to assist in this area;

**Deceuninck Online** is a business-to-business package that enables Deceuninck customers to view stock levels, place and track orders and monitor their purchase history, access product literature and calculation programs for material take off's, U Values and Window Energy Ratings.

A perfect window requires good profiles, sound manufacturing processes and excellent installation. To create these conditions, the Deceuninck Technical Team work closely with customers to train staff, commission profile-related tooling and advise on the setting and monitoring of the high standards required. The role played by Deceuninck is not restricted to selling PVC-U profiles but entails passing on detailed technical knowledge gained through years of experience.

Deceuninck gives the same priority to quality, accident prevention, safety, health and environmental protection as it does to production, marketing and performance. This is an "Integrated Prevention Policy" for which the necessary resources are made available.

Over the years, Deceuninck has developed a strict environmental policy throughout the world. In Belgium, this policy is supported by the annual participation in the Environmental Charter of the province of West Flanders.

Scientific research carried out on an international scale has shown that PVC-U as a material is a sustainable, responsible choice providing comfort, quality and safety. Indeed its cost to performance ratio means that citizens of many income groups can enjoy these benefits. CO<sub>2</sub> is a major contributing factor in global warming but the sustainability of all materials should be judged not only on the embodied CO<sub>2</sub> produced in manufacturing a product but from the whole life cycle including the in 'in-use' phase through to disposal. Plastics are often seen as symbols of a throw away society but PVC-U is durable, long lasting and does not corrode, not to mention its excellent thermal efficiency properties. Studies show

that double glazed PVC-U windows are twice as energy efficient as double glazed aluminium windows. In fact, ecologically PVC-U fares favourably with all materials used for fenestration.

Deceuninck has been recycling its own production waste and the cut-offs of window profiles (post manufacturing waste) for quite some time, but recently found solutions for recycling more difficult post-consumer PVC waste, like broken window frames, old roller shutters, building profiles and drainage pipes. To do this Deceuninck developed Cyclefoam<sup>®</sup>, a foam process in which processed post-consumer waste is extruded using innovative technology to produce high-quality profiles like our acoustic barrier system for highways and Belface, a heavy duty cladding system. Another recycled product success was the development of our TCI sections, TCI stands for Thermal Chamber Insulator, and used across many of our PVC-U window systems.

PVC-U used in building products or windows have an average life of 35-50 years. PVC can be recycled up to 10 times without a problem. That means that one kilo of raw material has an average life of 350-500 years. As members of the British Plastics Federation, Deceuninck support the Recovinyl Scheme.

PVC-U used in building products or windows have an average life of 35-50 years. PVC can be recycled up to 10 times without a problem. That means that one kilo of raw material has an average life of 350-500 years. As members of the British Plastics Federation, Deceuninck support the Recovinyl Scheme. Recovinyl is a European wide initiative to collect and recycle post consumer PVC building products to support VinylPlus, the European PVC industry's ten-year Voluntary Commitment to sustainable development. Consistently, since inception of the scheme in the UK has led the way in the volume of PVC collected and recycled in Europe.

Plastics are also socially sustainable. The UK plastics industry is socially inclusive and offers a wide range of worthwhile careers with considerable room for career development, progression and training and provides jobs to some 180,000 people. PVC itself has proven durable, low maintenance, thermally efficient and therefore a cost effective solution for numerous construction projects. PVC is also safe and is essential in modern day healthcare, in applications including blood bags, catheters and blood transfusion sets.



Secured by Design



Official Police Security Initiative



---

# DECEUNINCK

---

## SECURED BY DESIGN

---



Secured by Design (SBD) is an initiative by The Association of Chief Police Officers (ACPO) to design out crime in the planning stage prior to construction of new home developments and commercial premises. SBD principles are also regularly used within the refurbishment sector.

Windows and doors are required to meet minimum security standards in accordance with the design guide requirements: PAS24 provides a method for testing and assessing the enhanced security performance of external doorsets and windows providing an easier specification requirement for developments.

Deceuninck are members of The Secured By Design initiative and operate a group scheme in association with ACPO, where manufacturers of our products are able to gain SBD approval through testing to an agreed specification as part of a certification scheme. Once accepted manufacturers are permitted to market their products using the 'Secured by Design' and 'Police Preferred Specification' logos.



BS EN 14351-1 Windows and doors – Product standard, performance characteristics – Part 1: Windows and external pedestrian doorsets without resistance to fire and/or smoke leakage characteristics is the standard used throughout Europe for manufacturers to demonstrate fitness for purpose and affix the CE Mark to fenestration products.

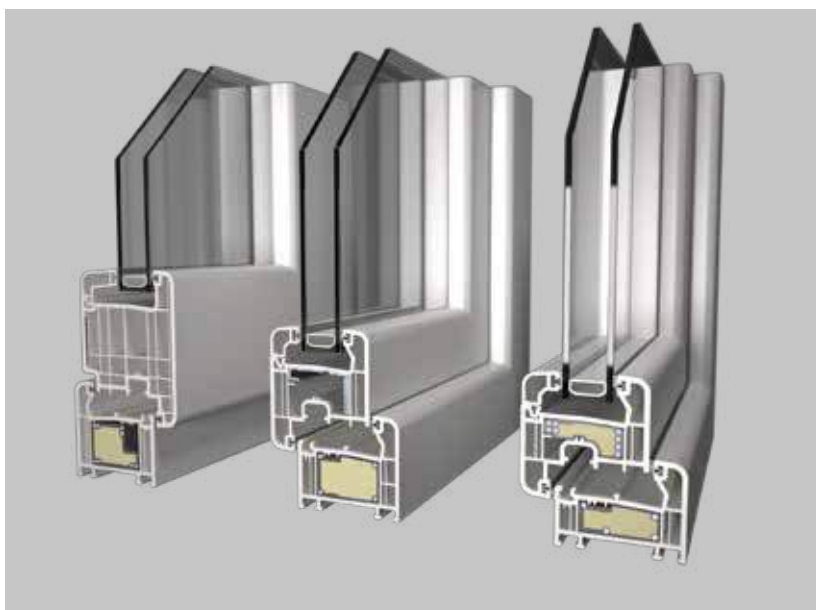
Deceuninck have ensured that the characteristics required for application in the UK

- U-Value from a notified body
- Load bearing capacity of safety devices
- Dangerous substances

have been assessed on all UK window and door types where applicable along with many of the mandated characteristics covered in Annex ZA of BS EN 14351-1.

Deceuninck are able to cascade these test results to manufacturers in a structured manner which providing that all other criteria is met under BS EN 14351-1, would allow manufacturers to affix the CE Mark.

# COMMERCIAL WINDOW AND DOORS



---

# COMMERCIAL WINDOW AND DOORS

---



## NBS Plus

Our technical product information is included in this dedicated library of manufacturers' product information, contained within the UK's industry-leading specification products NBS Create and NBS Building.

Products listed in NBS Plus are directly linked to specific clauses and can be imported instantaneously into a specification. NBS Plus contains over 20,000 product specifications and is updated regularly, so designers can be confident that they are always referencing the very latest product information.



## RIBA Product Selector

Find our product catalogues, technical documents and design files within the industry-leading and definitive online index of manufacturers' product information.

RIBA Product Selector is a free resource for construction professionals to research and select construction product and service information for all types of building design projects, and can be browsed by CI/SfB classification to assist with product selection.



## NBS National BIM Library

Our products are available as BIM objects within the UK's fastest growing BIM Library where they are placed directly in front of specifiers working on Level 2 BIM projects.

The NBS National BIM Library is free to use and is the only BIM object library which links directly to NBS specification software and to the NBS BIM Toolkit – an essential requirement for Level 2 BIM. All our objects are authored to meet the requirements of the internationally-recognised NBS BIM Object Standard.



# TRADITIONAL 2500 WINDOW AND DOORS

## CUTTING EDGE

THE TRADITIONAL 2500 MULTI-FUNCTION WEATHERSEAL IS AT THE CUTTING EDGE OF MODERN DESIGN AND MATERIAL TECHNOLOGY



THE 2500 SYSTEM IS TECHNICALLY ADVANCED WITH HIGH PERFORMANCE



---

**TRADITIONAL 2500**  
WINDOW AND DOORS

---

deceuninck



# TRADITIONAL 2500

## CASEMENT INTERNALLY GLAZED

### FRAMING

- choice of two outer frame sizes (52mm, 70mm)
- choice of three transom/mullion sizes (68mm, 88mm, 110mm)

### SEALS/GASKETS

- main profiles supplied with high-performance integral multifunctional seal/gasket

### REINFORCING

- galvanised steel profiles optimised for strength and rigidity
- optional thermal chamber insulator (TCI) for enhanced thermal performance and screw retention

### WINDOW STYLES

- top hung, side hung and fixed light frames
- multilights combining above elements

### FABRICATION

- fully welded construction
- mechanically joined transoms/mullions

### GLAZING

- choice of four glazing bead styles
- glazing options from 5mm up to 42mm thickness
- Georgian bar

### ANCILLARIES

- frame extensions and cills
- lightweight and structural coupling members

### HARDWARE

- 17.5mm cavity depth
- 9mm sash cover
- 17mm rebate height

### SECURITY

- Kitemarked approved to PAS 24 enhanced security standard

### THERMAL INSULATION

- $U_w$  0.90 W/m<sup>2</sup>k
- WER C to A++

### ACOUSTIC PERFORMANCE

- $R_w$  (C; Ctr) 35 (-2; -5) dB
- $R_w$  (C; Ctr) 38 (-1; -4) dB
- $R_w$  (C; Ctr) 42 (-2; -3) dB

### DESIGN

- complements classical and contemporary architecture
- personalise with glazing bead options
- white colour RAL 9016
- many foil colour options available from stock
- Decoroc® colours and more foils on request

## SIZE LIMITATION AND PERFORMANCE CHARACTERISTICS

WINDOW TYPE	LENGTH (MM) - MAXIMUM	HEIGHT (MM) - MAXIMUM	PERIMETER (MM) - MAXIMUM	TRANSOM/MULLION LENGTH (MM) INC. FRAME - MAXIMUM	AIR PERMEABILITY CLASSIFICATION	WATER TIGHTNESS CLASSIFICATION	RESISTANCE TO WIND CLASSIFICATION	EXPOSURE CATEGORY AS GIVEN IN TABLE 1 OF BS 6375-1
-------------	--------------------------	--------------------------	-----------------------------	--	------------------------------------	-----------------------------------	---	--

SASH DIMENSIONS FOR WINDOWS WITH APPROVED SASH PROFILES:

PROJECTING TOP HUNG	1200	1500	-	-	4	E1050	A5	2000
PROJECTING SIDE HUNG	900	1400	-	-	4	7A	A5	2000

OVERALL DIMENSIONS FOR WINDOWS WITH APPROVED OUTER FRAME PROFILES:

FIXED	3000	3000	8000	-	4	9A	A5	2000
-------	------	------	------	---	---	----	----	------

OVERALL DIMENSIONS FOR APPROVED OUTER FRAMES AND TRANSOM/MULLION PROFILES:

MULTI-LIGHT - STEEL TRANSOM/MULLION REINFORCEMENT	2400	2400	7600	1400	4	9A	A5	2000
---	------	------	------	------	---	----	----	------

# TRADITIONAL 2500

## CASEMENT VERTICAL SECTION

deceuninck

nbsPlus

riba  
product  
selector

nbs  
BIM

### TECHNICAL AND SPECIFICATION SUPPORT

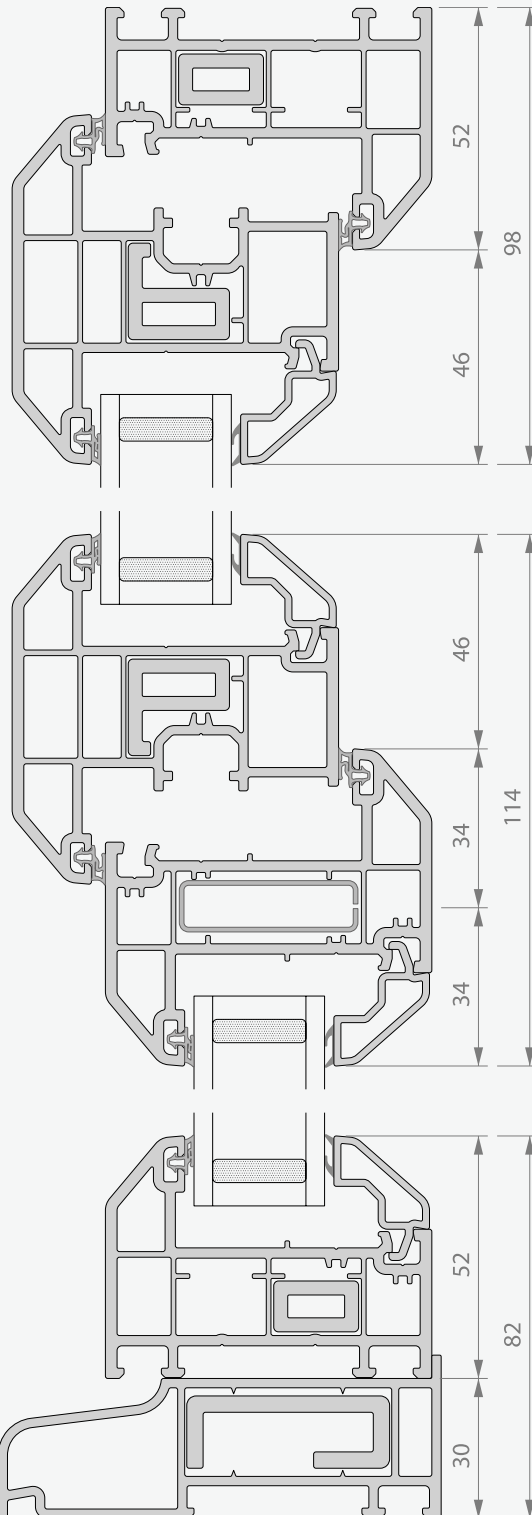
Specification Support forms an essential link between architects, specifiers and approved Deceuninck fabricators and installers. The team provide informed guidance on the use of products, samples, drawings and specifications with contact maintained throughout each stage of a contract to completion.

Deceuninck can offer a technical design service for suitable schemes embracing:

A+



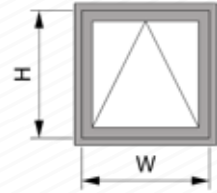
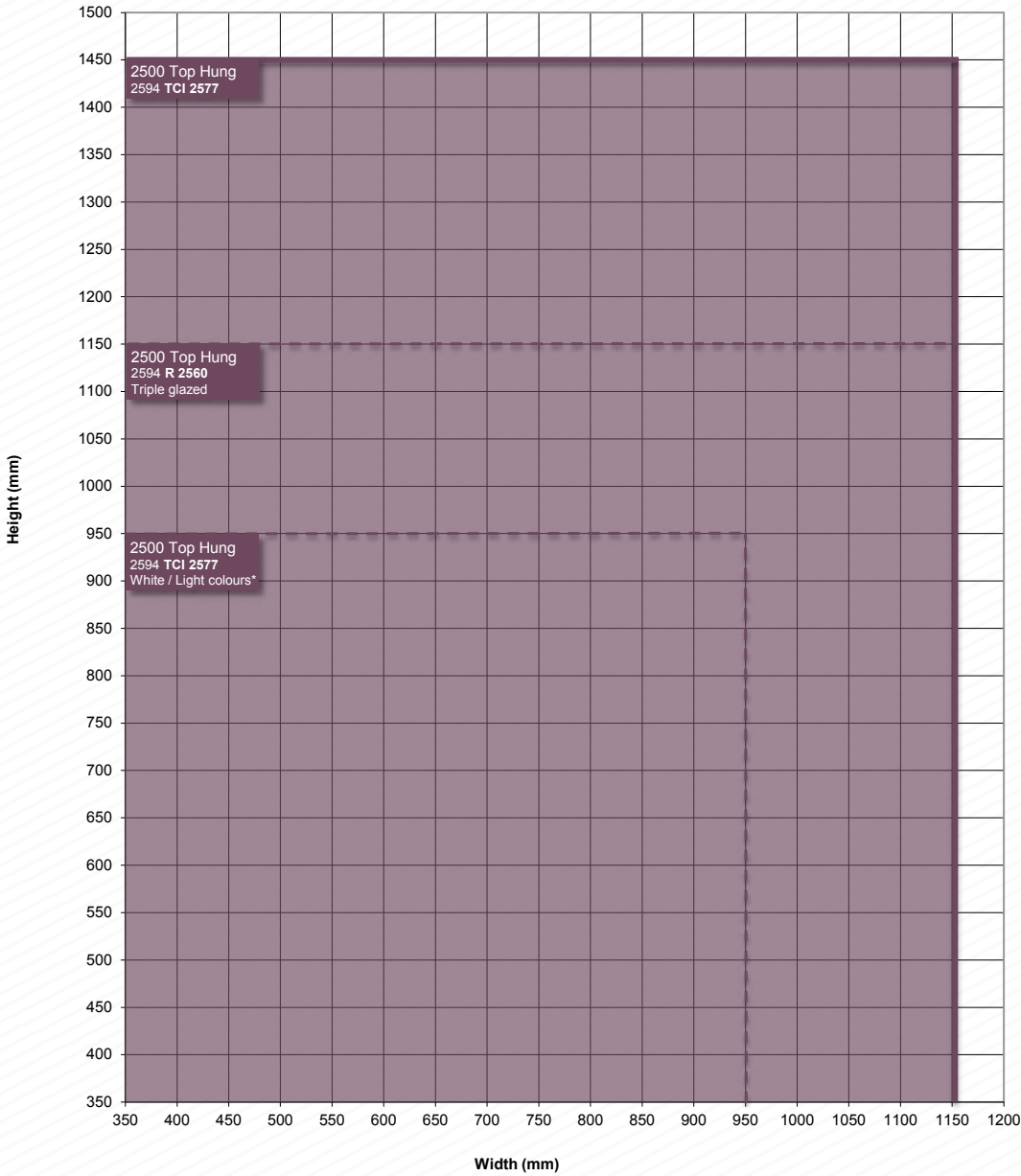
- product selection and application
- technical review to confirm compliance with Building Regulations
- advice on exposure conditions
- wind load calculations
- framing construction and design solutions
- generation of scheme drawings for tendering purposes
- technical specification
- window samples for client/authority approval



# TRADITIONAL 2500

## CASEMENT TOP HUNG

### MAXIMUM SASH DIMENSIONS



\* Profile colours where the surface temperature does not exceed 60°C;  
 003 White, 004 Grey, 019 Warm White, 080 Heritage White, 081 Ice Cream, 096 Cream,  
 106 Chartwell Green, 665 Agate Grey

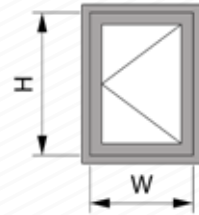
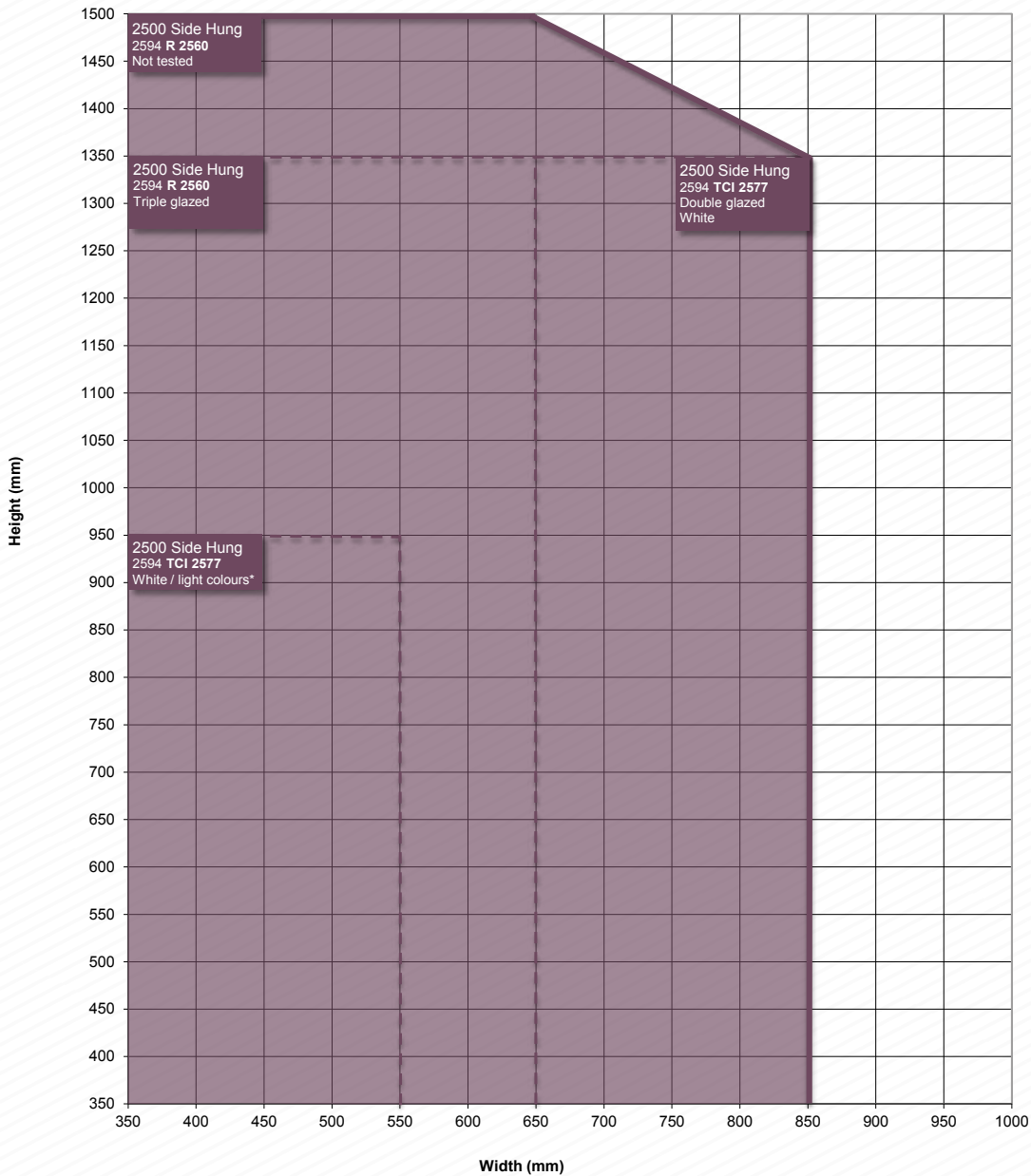
Double glazing unless stated otherwise



# TRADITIONAL 2500 CASEMENT SIDE HUNG

deceuninck

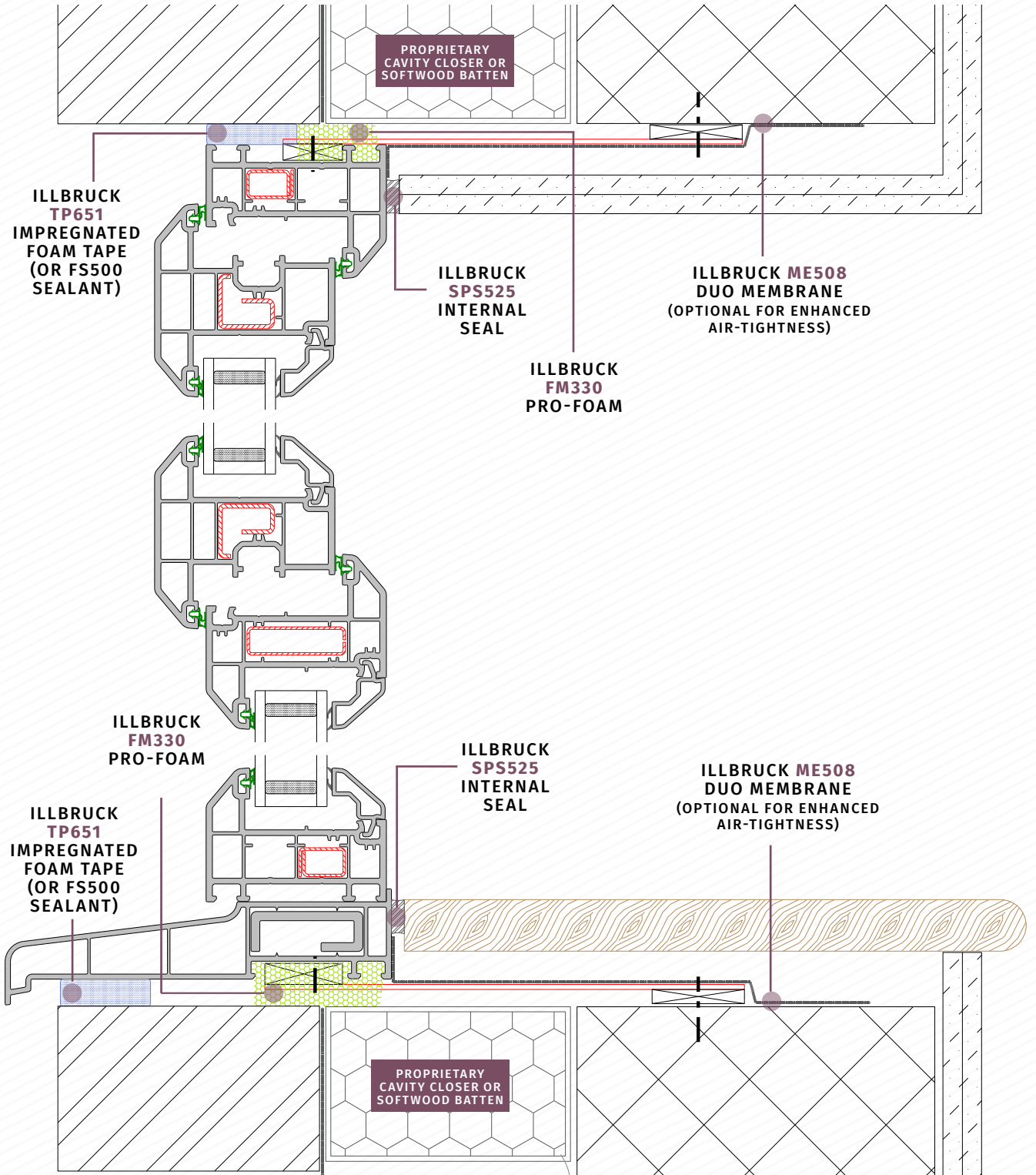
## MAXIMUM SASH DIMENSIONS



\* Profile colours where the surface temperature does not exceed 60°C;  
003 White, 004 Grey, 019 Warm White, 080 Heritage White, 081 Ice Cream, 096 Cream,  
106 Chartwell Green, 665 Agate Grey

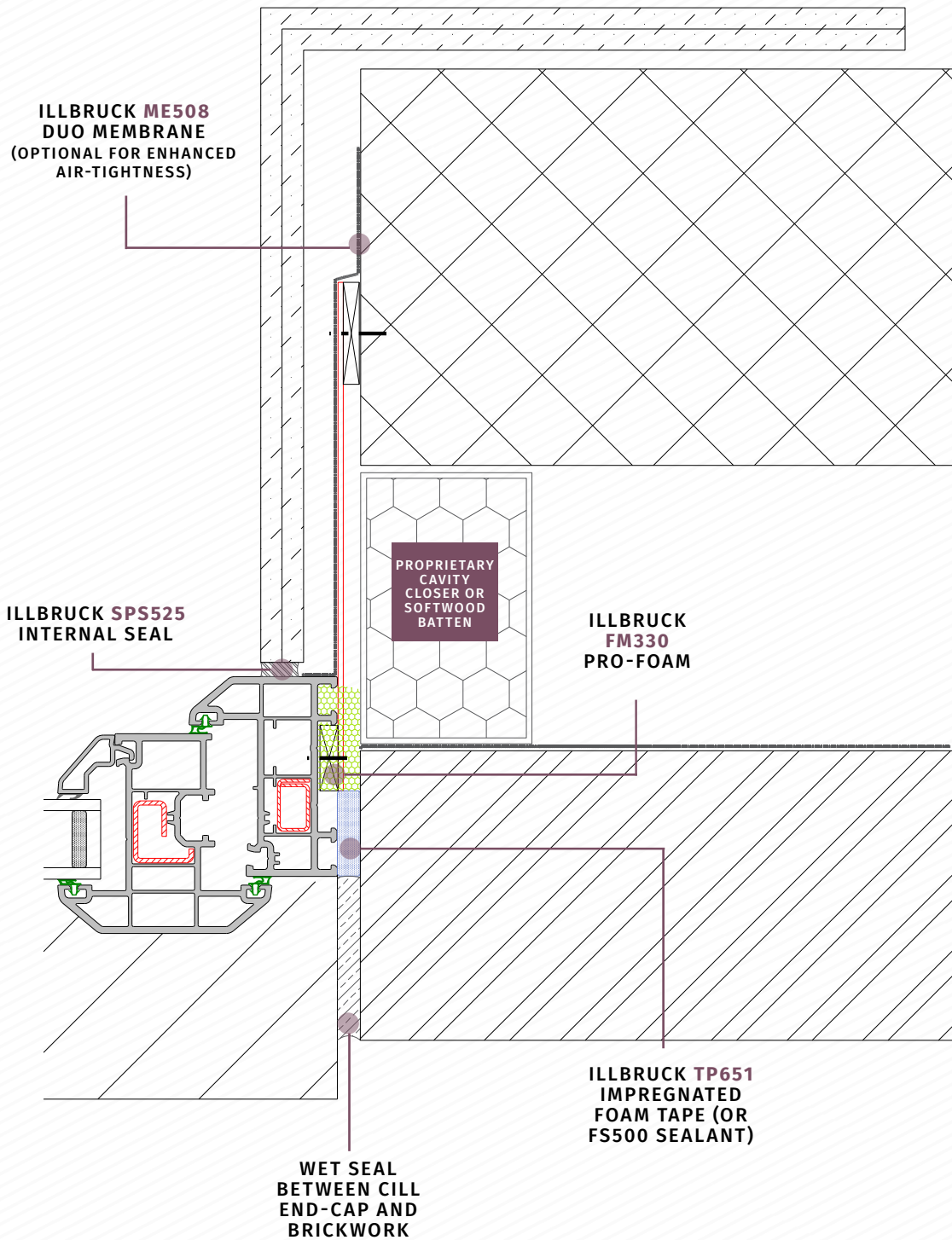
Double glazing unless stated otherwise

# TRADITIONAL 2500 CASEMENT BRICK-BLOCK

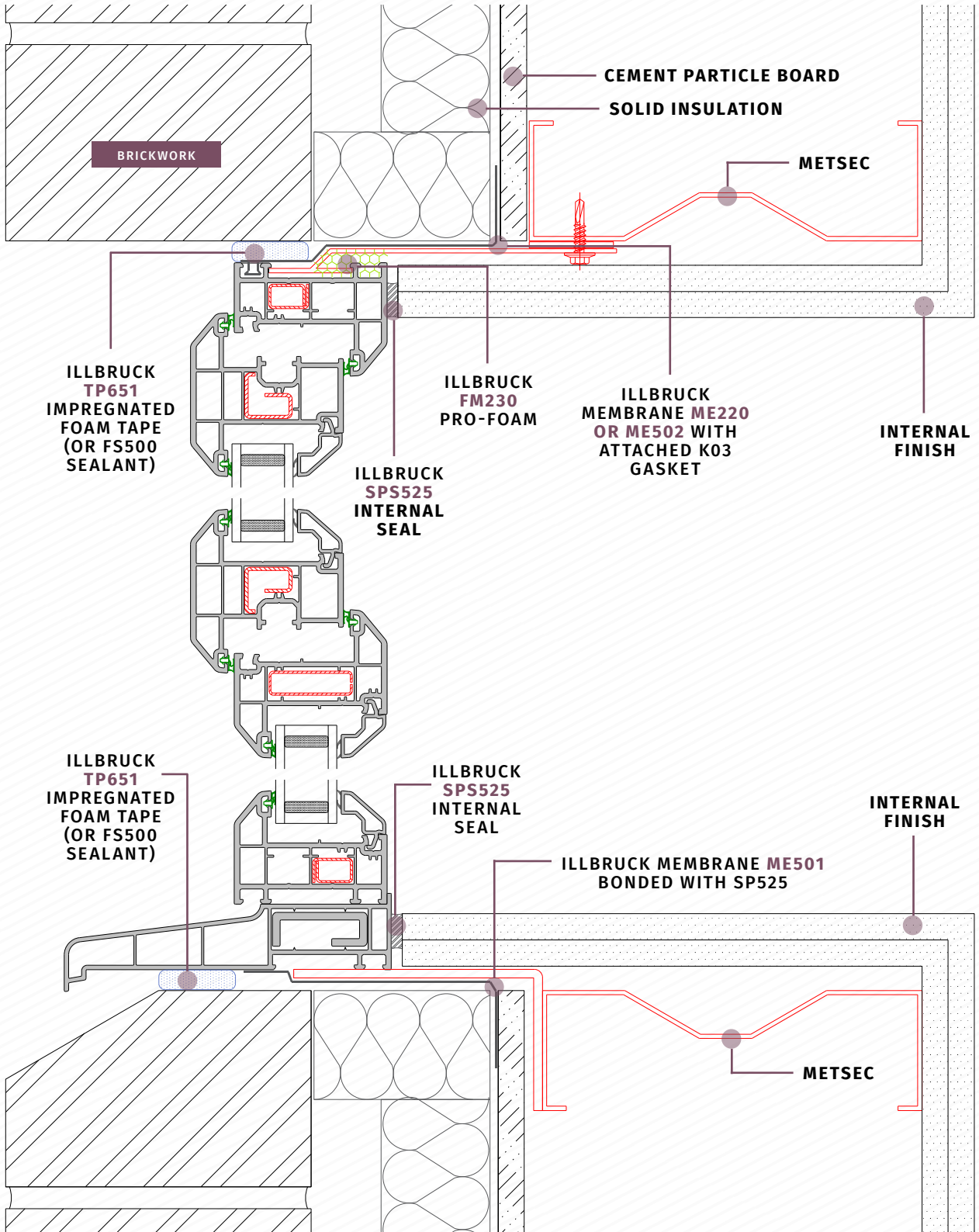


# TRADITIONAL 2500 CASEMENT BRICK-BLOCK

deceuninck

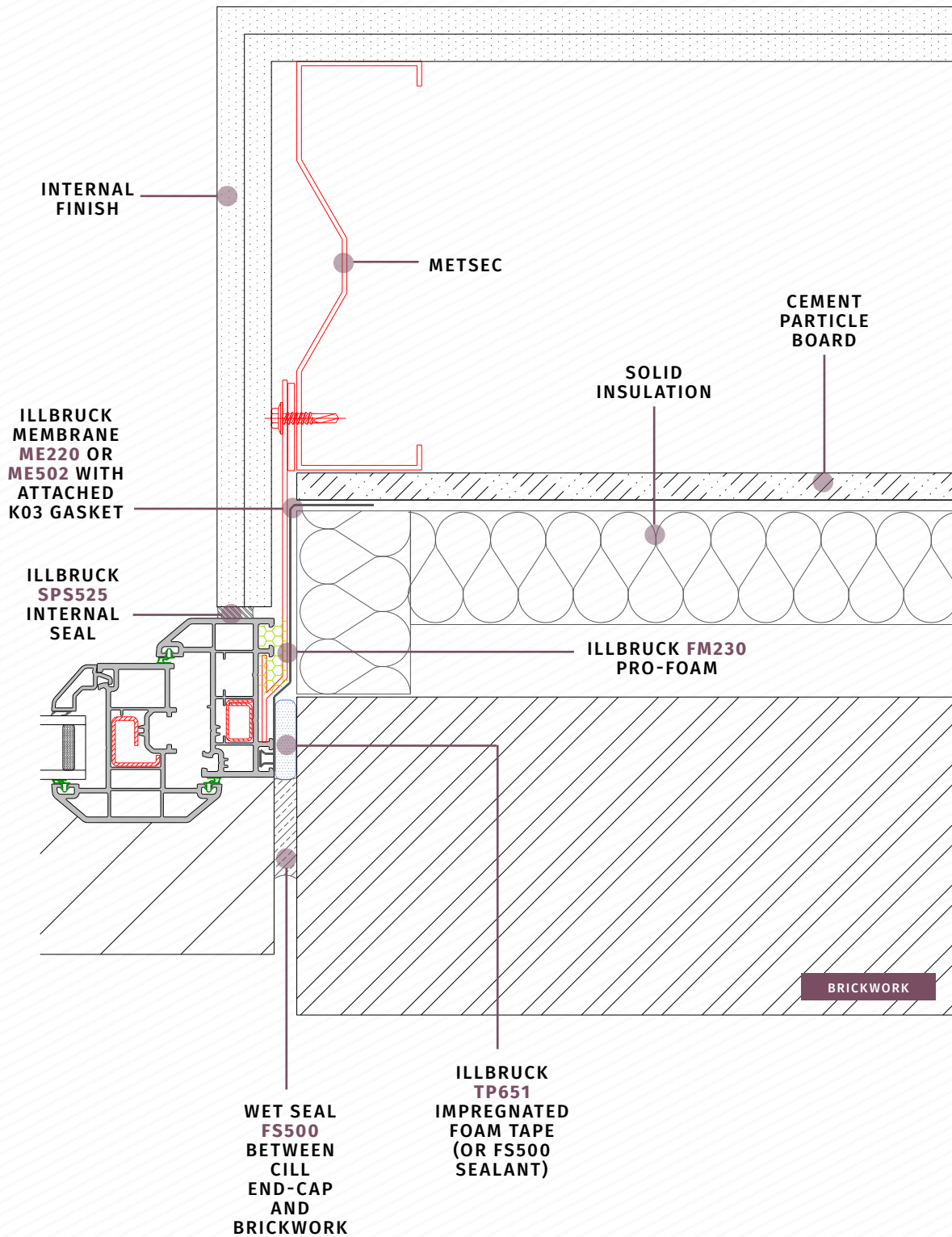


# TRADITIONAL 2500 CASEMENT BRICK-METSEC

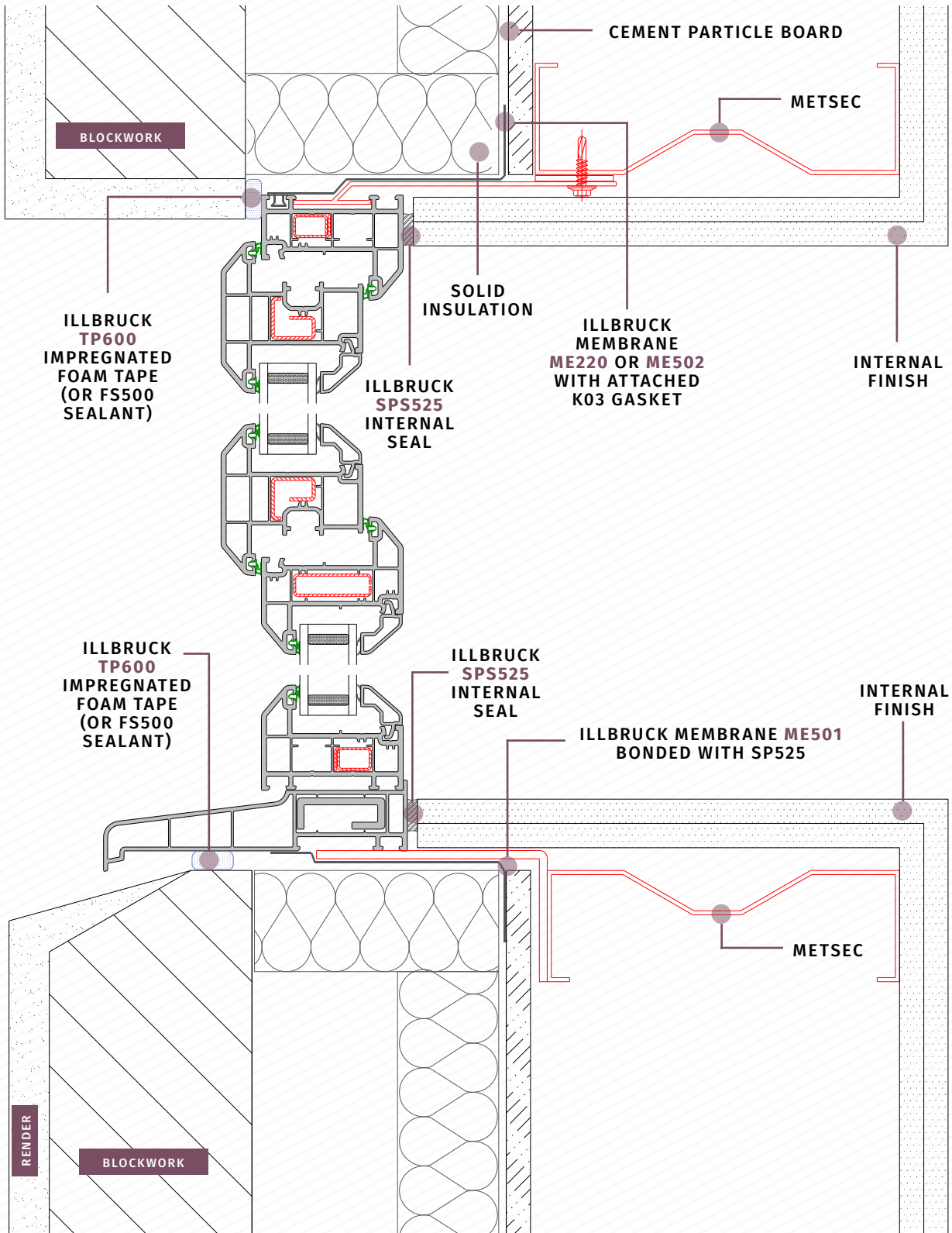


# TRADITIONAL 2500 CASEMENT BRICK-METSEC

deceuninck

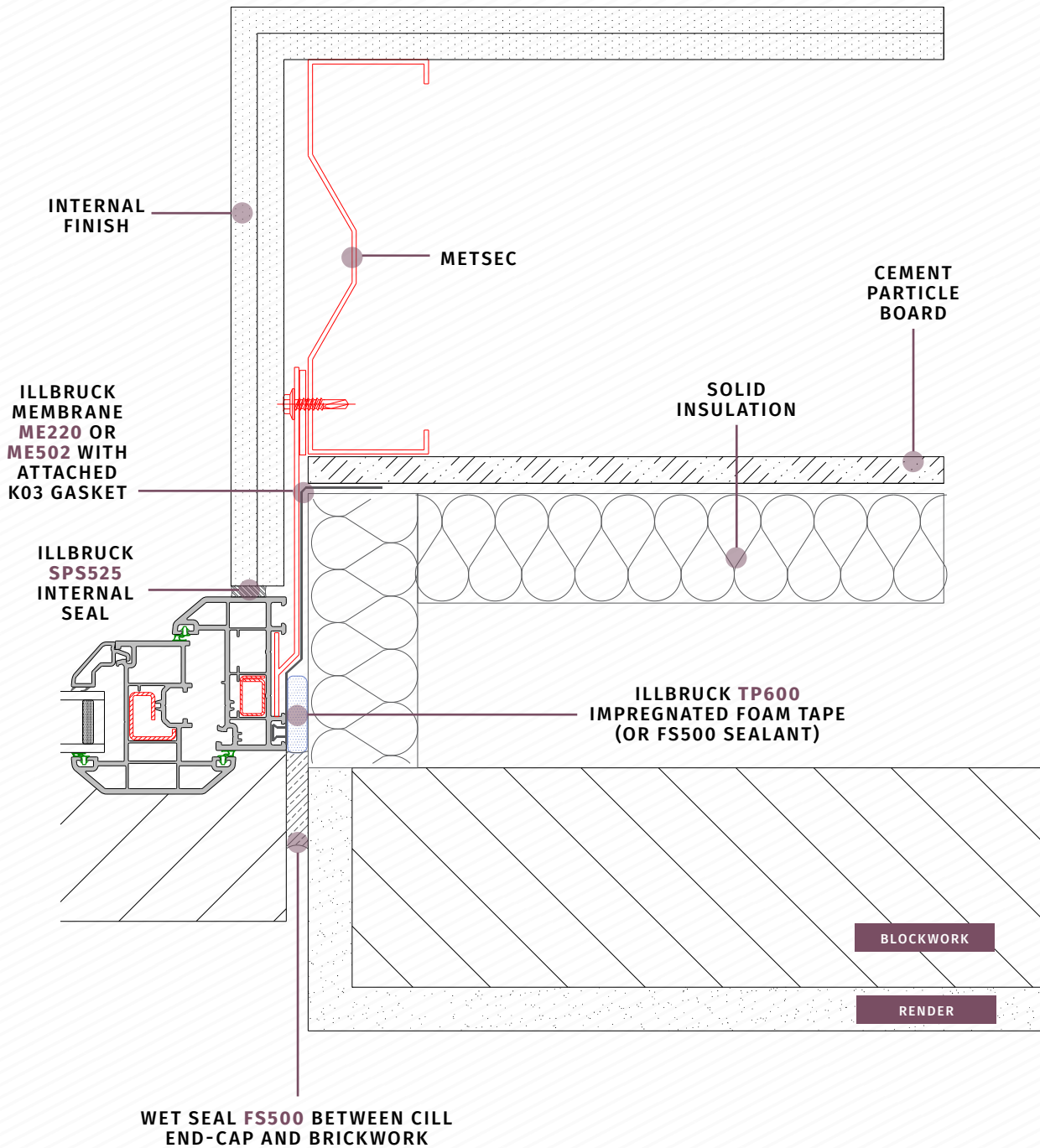


# TRADITIONAL 2500 CASEMENT BLOCK-METSEC

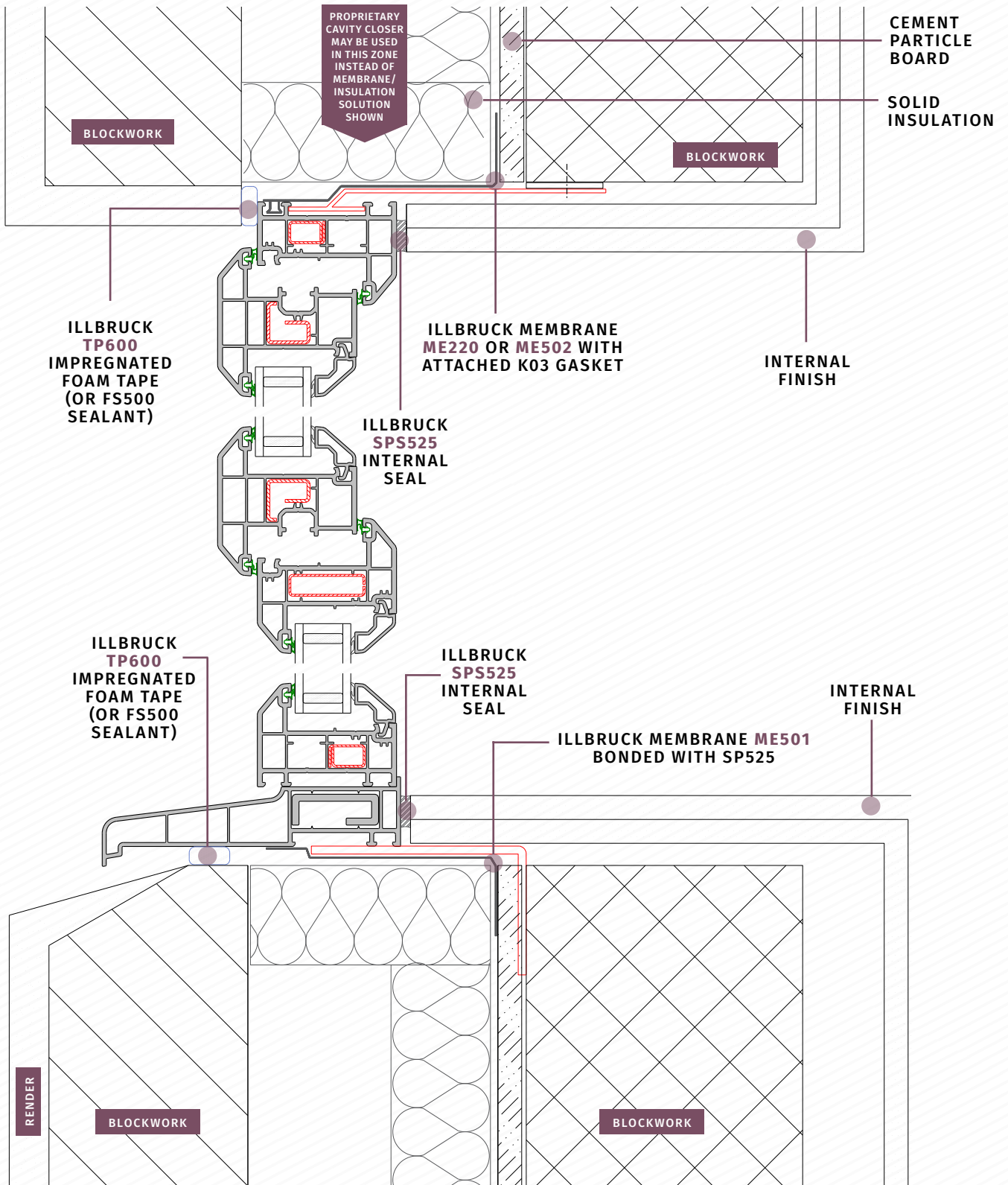


# TRADITIONAL 2500 CASEMENT BLOCK-METSEC

deceuninck



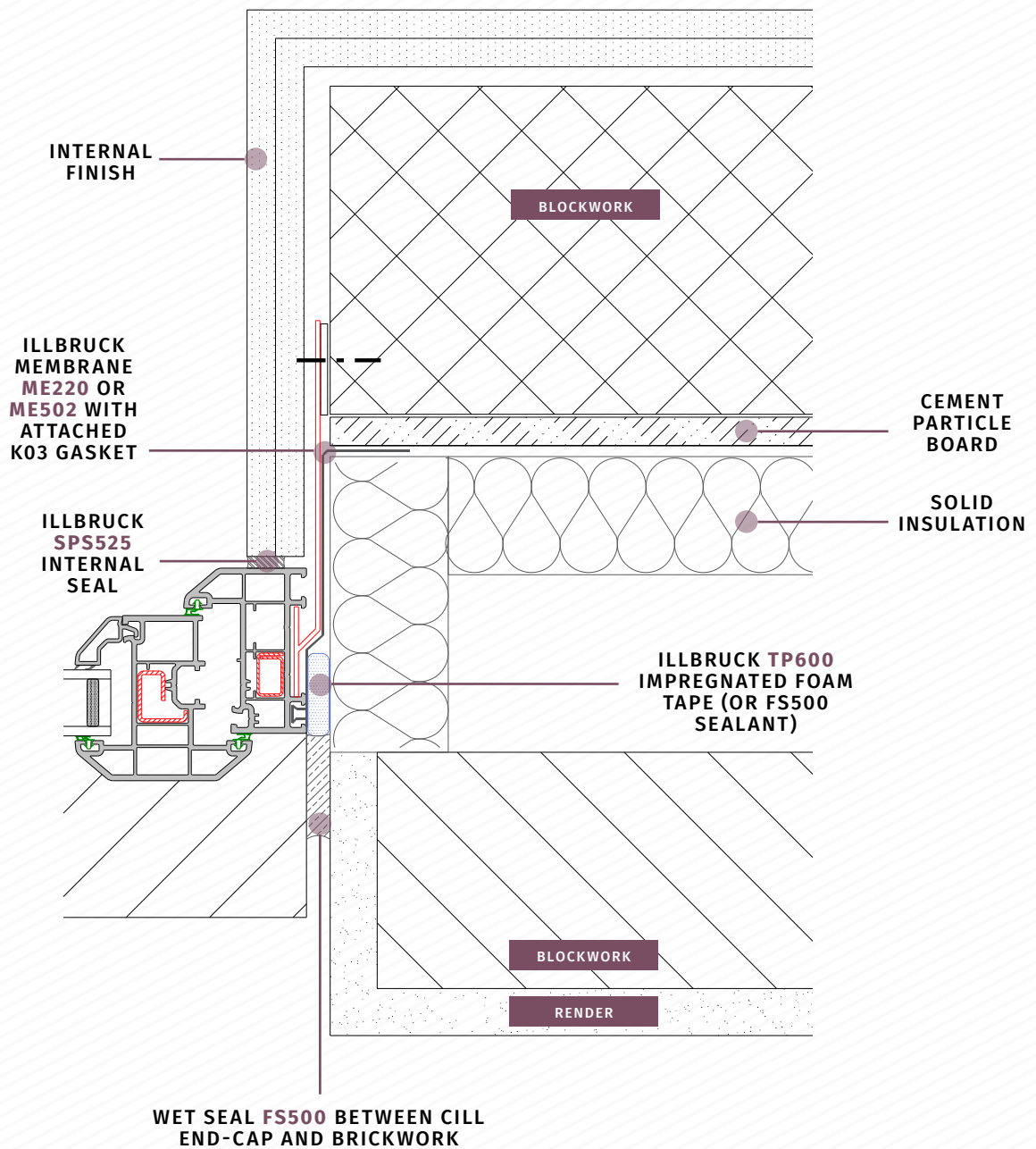
# TRADITIONAL 2500 CASEMENT BLOCK-BLOCK





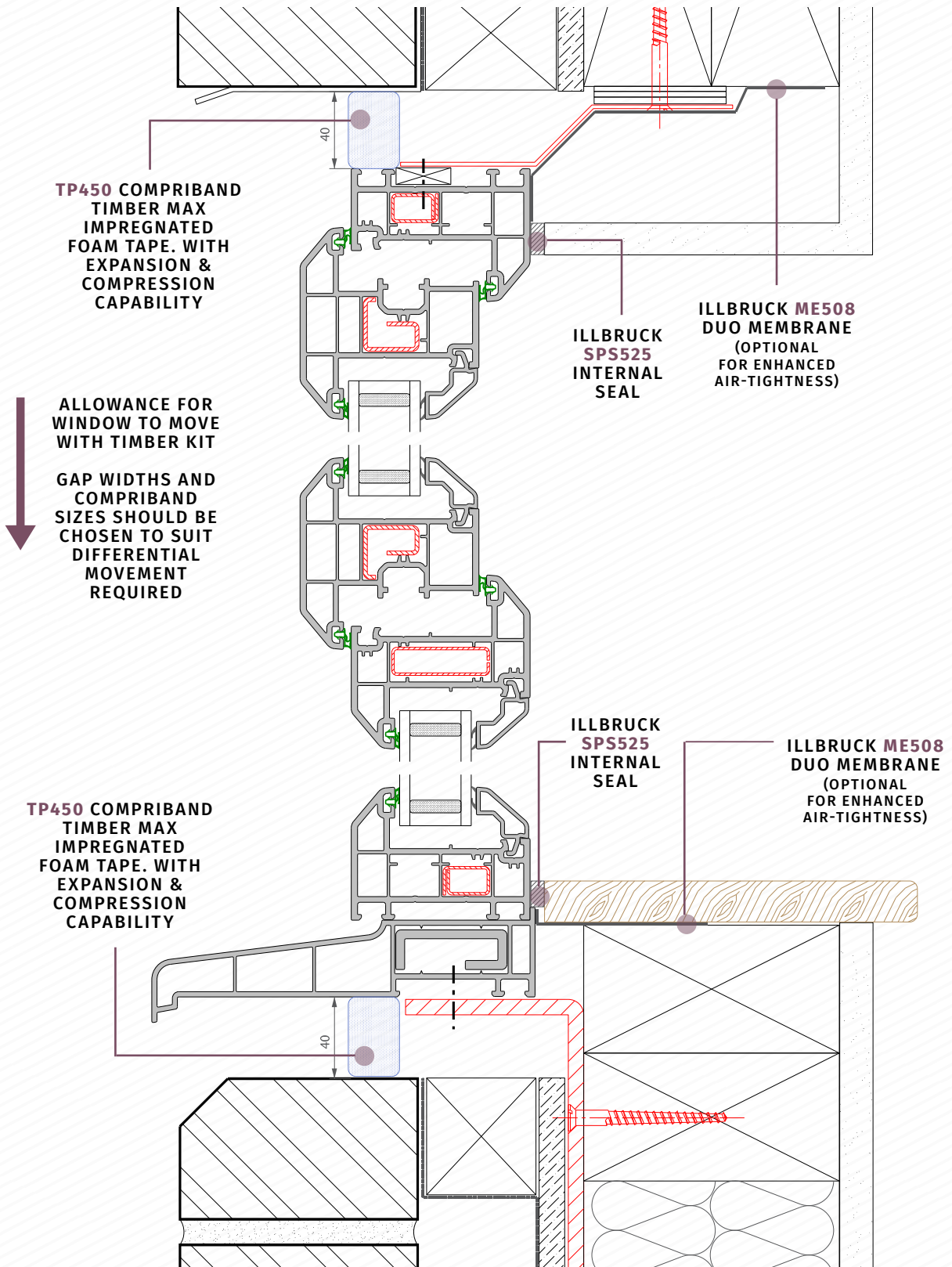
# TRADITIONAL 2500 CASEMENT BLOCK-BLOCK

deceuninck



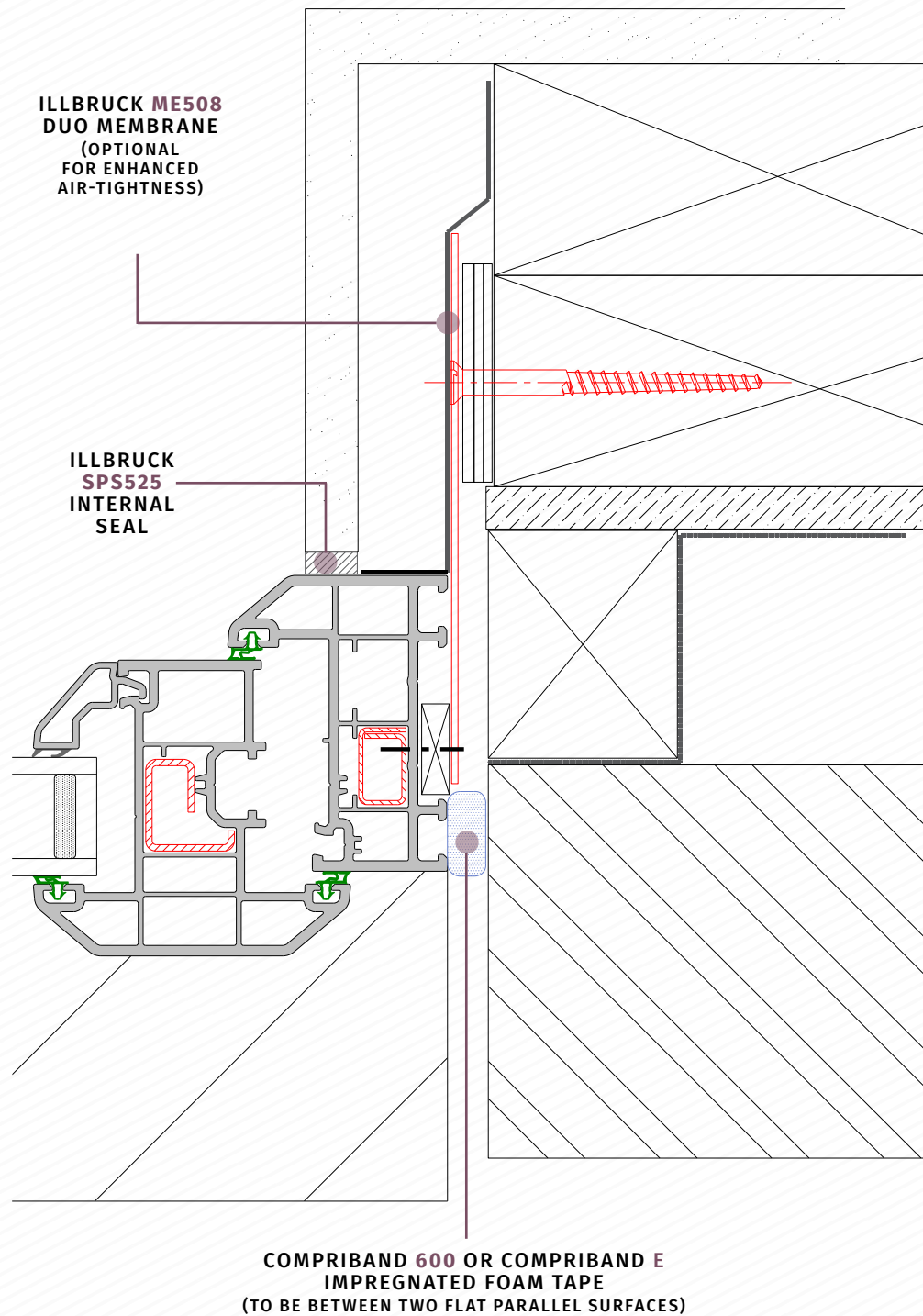
# TRADITIONAL 2500

## CASEMENT TIMBER FRAME



# TRADITIONAL 2500 CASEMENT TIMBER FRAME

deceuninck



# TRADITIONAL 2500

## TILT AND TURN

### FRAMING

- choice of two outer frame sizes (52mm, 70mm)
- choice of three transom/mullion sizes (68mm, 88mm, 110mm)
- standard (88mm) and heavy duty (110mm) sash options

### SEALS/GASKETS

- main profiles supplied with high-performance integral multifunctional seal/gasket

### REINFORCING

- galvanised steel profiles optimised for strength and rigidity
- optional thermal chamber insulator (TCI) for enhanced thermal performance and screw retention, frame only

### WINDOW STYLES

- single, multi-light or coupled
- turn only, tilt only, tilt before turn

### FABRICATION

- fully welded construction
- mechanically joined transoms/mullions

### GLAZING

- choice of four glazing bead styles
- glazing options from 5mm up to 42mm thickness
- Georgian bar

### ANCILLARIES

- frame extensions and cills
- lightweight and structural coupling members

### HARDWARE

- 18.5mm cavity depth
- 8mm sash cover
- 17mm rebate height

### SECURITY

- Kitemarked approved to PAS 24 enhanced security standard

### THERMAL INSULATION

- $U_w$  0.97 W/m<sup>2</sup>k
- WER C to A+

### ACOUSTIC PERFORMANCE

- $R_w$  (C ; Ctr) 35 (-2 ; -5) dB
- $R_w$  (C ; Ctr) 38 (-1 ; -4) dB
- $R_w$  (C ; Ctr) 42 (-2 ; -3) dB

### DESIGN

- complements classical and contemporary architecture
- personalise with glazing bead options
- white colour RAL 9016
- many foil colour options available from stock
- Decoroc® colours and more foils on request

## SIZE LIMITATION AND PERFORMANCE CHARACTERISTICS

WINDOW TYPE	LENGTH (MM) - MAXIMUM	HEIGHT (MM) - MAXIMUM	PERIMETER (MM) - MAXIMUM	TRANSOM/MULLION LENGTH (MM) INC. FRAME - MAXIMUM	AIR PERMEABILITY CLASSIFICATION	WATER TIGHTNESS CLASSIFICATION	RESISTANCE TO WIND CLASSIFICATION	EXPOSURE CATEGORY AS GIVEN IN TABLE 1 OF BS 6375-1
-------------	--------------------------	--------------------------	-----------------------------	--	------------------------------------	-----------------------------------	---	--

### SASH DIMENSIONS FOR WINDOWS WITH APPROVED SASH PROFILES

TILT AND TURN	1500	1500	-	-	4	8A	A5	2000
---------------	------	------	---	---	---	----	----	------

### OVERALL DIMENSIONS FOR WINDOWS WITH APPROVED OUTER FRAME PROFILES

FIXED	3000	3000	8000	-	4	9A	A5	2000
-------	------	------	------	---	---	----	----	------

### OVERALL DIMENSIONS FOR APPROVED OUTERFRAMES AND TRANSOM/MULLION PROFILES

MULTI-LIGHT - STEEL TRANSOM/MULLION REINFORCEMENT	2400	2400	7600	1400	4	9A	A5	2000
---	------	------	------	------	---	----	----	------

# TRADITIONAL 2500

## TILT AND TURN VERTICAL SECTION

deceuninck

nbsPlus

riba  
product  
selector

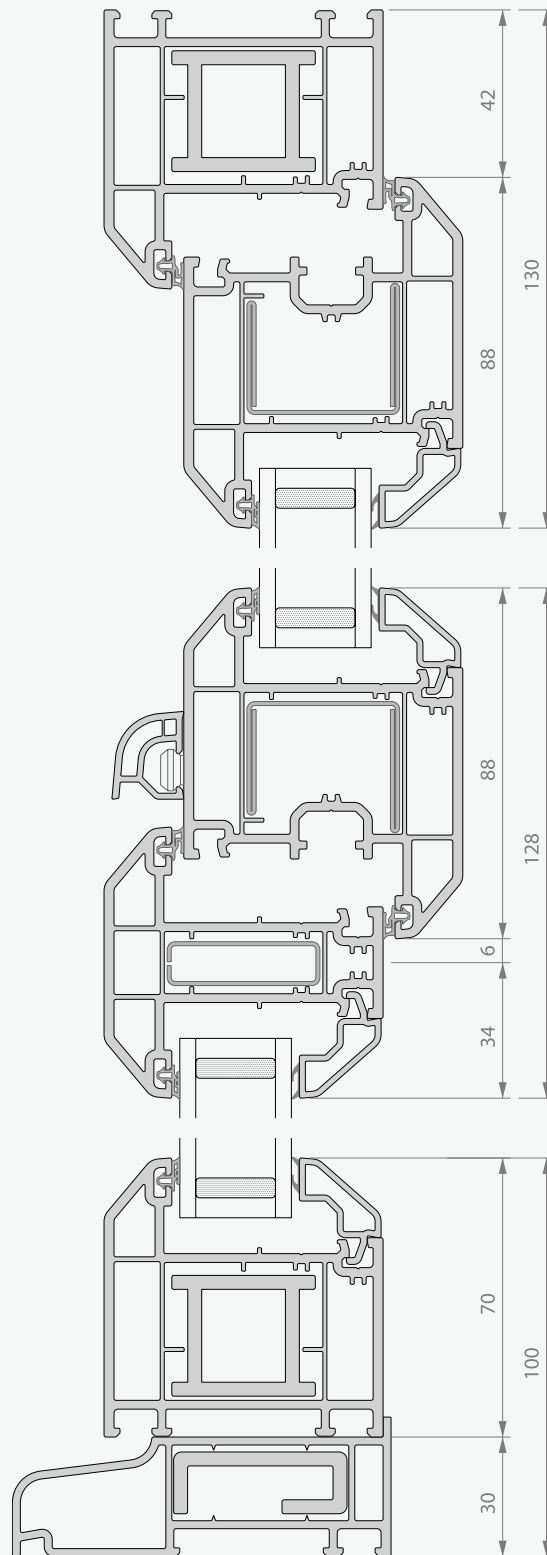
nbs  
BIM

### TECHNICAL AND SPECIFICATION SUPPORT

Specification Support forms an essential link between architects, specifiers and approved Deceuninck fabricators and installers. The team provide informed guidance on the use of products, samples, drawings and specifications with contact maintained throughout each stage of a contract to completion.

Deceuninck can offer a technical design service for suitable schemes embracing:

- product selection and application
- technical review to confirm compliance with Building Regulations
- advice on exposure conditions
- wind load calculations
- framing construction and design solutions
- generation of scheme drawings for tendering purposes
- technical specification
- window samples for client/authority approval



deceuninck

---

## TRADITIONAL 2500

---

### TILT AND TURN WINDOW

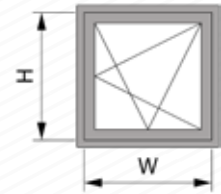
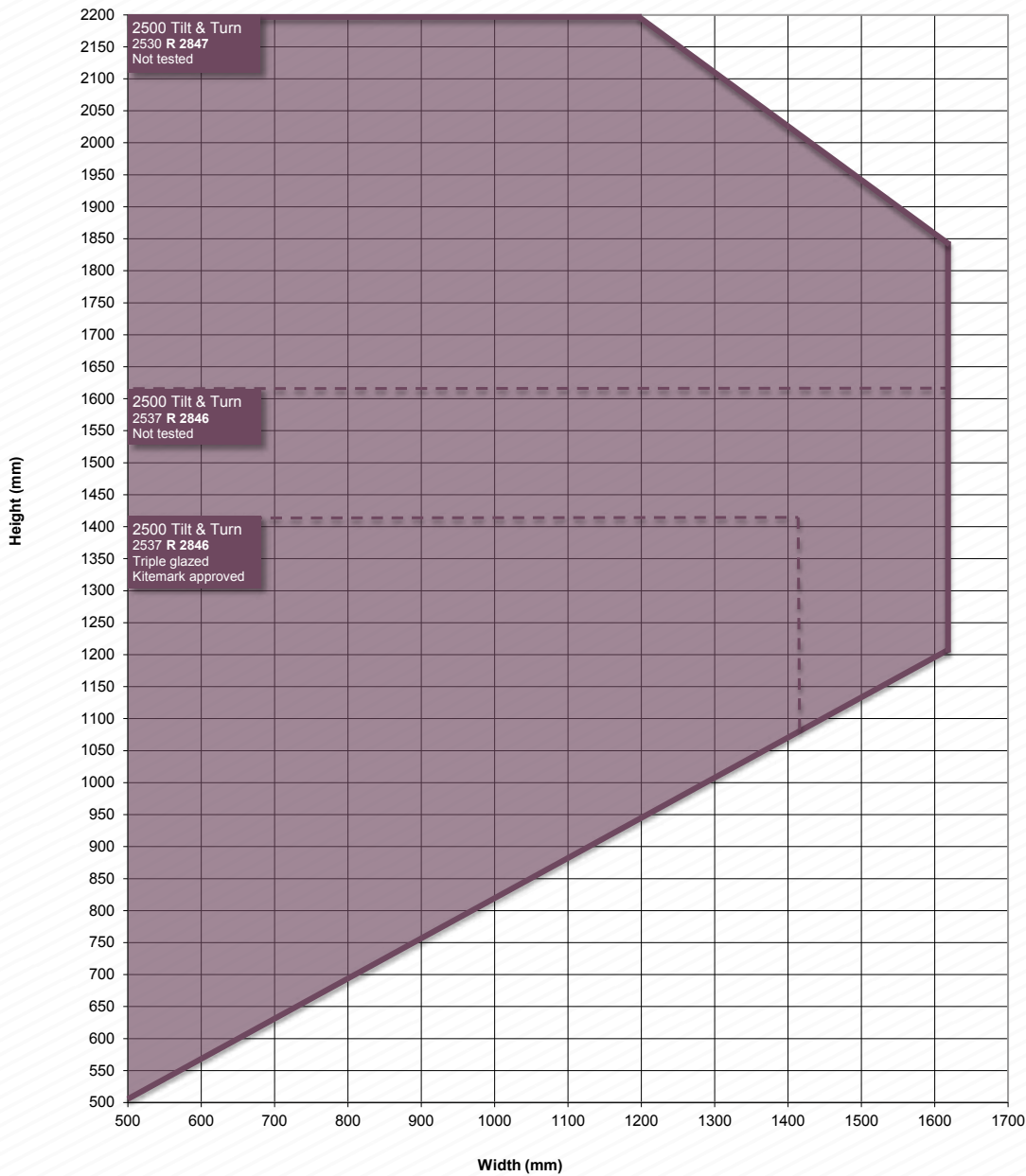
---



# TRADITIONAL 2500 TILT AND TURN WINDOW



## MAXIMUM SASH DIMENSIONS



# TRADITIONAL 2500

## RESIDENTIAL DOOR

### FRAMING

- choice of two outer frame sizes (52mm, 70mm)
- choice of three transom/mullion sizes (68mm, 88mm, 110mm)
- Part M compliant low threshold

### SEALS/GASKETS

- main profiles supplied with high-performance integral multifunctional seal/gasket

### REINFORCING

- galvanised steel profiles optimised for strength and rigidity
- optional thermal chamber insulator (TCI) for enhanced thermal performance and screw retention, frame only

### DOOR STYLES

- single doors; open in/out
- fan lights and side-light frames
- midrail for letter plates

### FABRICATION

- fully welded construction
- mechanically joined transoms/mullions

### GLAZING

- choice of four glazing bead styles
- glazing options from 5mm up to 42mm thickness
- Georgian bar

### ANCILLARIES

- frame extensions and cills
- lightweight and structural coupling members

### HARDWARE

- 18.5mm cavity depth
- 8mm sash cover
- 17mm rebate height

### SECURITY

- Kitemarked approved to PAS 24 enhanced security standard

### THERMAL INSULATION

- Ud 0.94 W/m<sup>2</sup>k
- DSER E to A+

### DESIGN

- complements classical and contemporary architecture
- personalise with glazing bead options
- white colour RAL 9016
- many foil colour options available from stock
- Decoroc® colours and more foils on request

## SIZE LIMITATION AND PERFORMANCE CHARACTERISTICS

### TRADITIONAL 2500 PVC-U DOOR SYSTEM

DOOR TYPE	LENGTH (MM) - MAXIMUM	HEIGHT (MM) - MAXIMUM	AIR PERMEABILITY CLASSIFICATION	WATER TIGHTNESS CLASSIFICATION	RESISTANCE TO WIND CLASSIFICATION	EXPOSURE CATEGORY AS GIVEN IN TABLE 1 OF BS 6375-1:2009
-----------	--------------------------	--------------------------	------------------------------------	-----------------------------------	---	--

SASH DIMENSIONS FOR DOORS WITH APPROVED OUTER FRAME AND SASH PROFILES

OPEN IN SINGLE LEAF WITH LOW THRESHOLD	905	2090	4	3A	A3	1200
COUPLED SIDE PANEL	1100	2145	4	3A	A3	1200



# TRADITIONAL 2500 RESIDENTIAL DOOR

deceuninck

nbsPlus

riba  
product  
selector

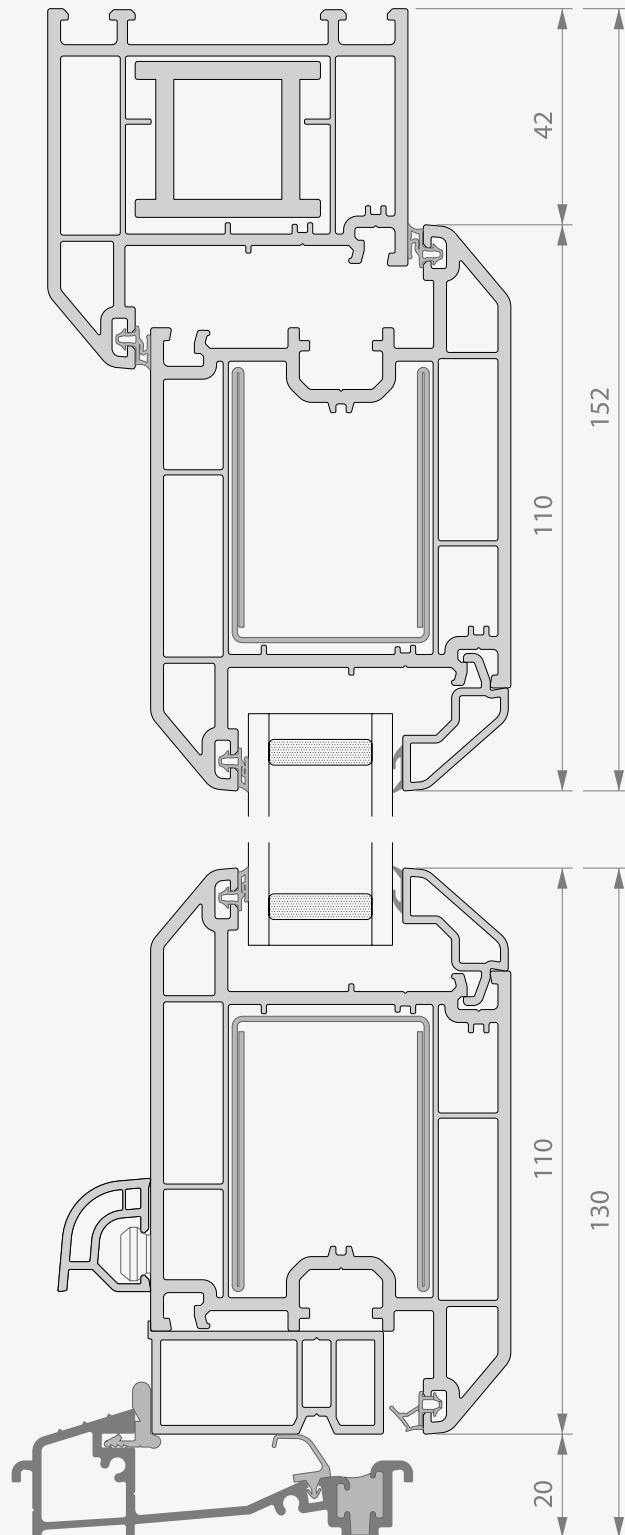
nbs  
BIM

## TECHNICAL AND SPECIFICATION SUPPORT

Specification Support forms an essential link between architects, specifiers and approved Deceuninck fabricators and installers. The team provide informed guidance on the use of products, samples, drawings and specifications with contact maintained throughout each stage of a contract to completion.

Deceuninck can offer a technical design service for suitable schemes embracing:

- product selection and application
- technical review to confirm compliance with Building Regulations
- advice on exposure conditions
- wind load calculations
- framing construction and design solutions
- generation of scheme drawings for tendering purposes
- technical specification
- window samples for client/authority approval



B





**TRADITIONAL 2500**  
RESIDENTIAL DOOR

2500  
RESIDENTIAL  
DOOR



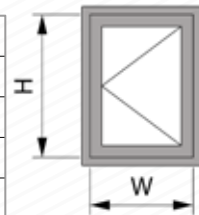
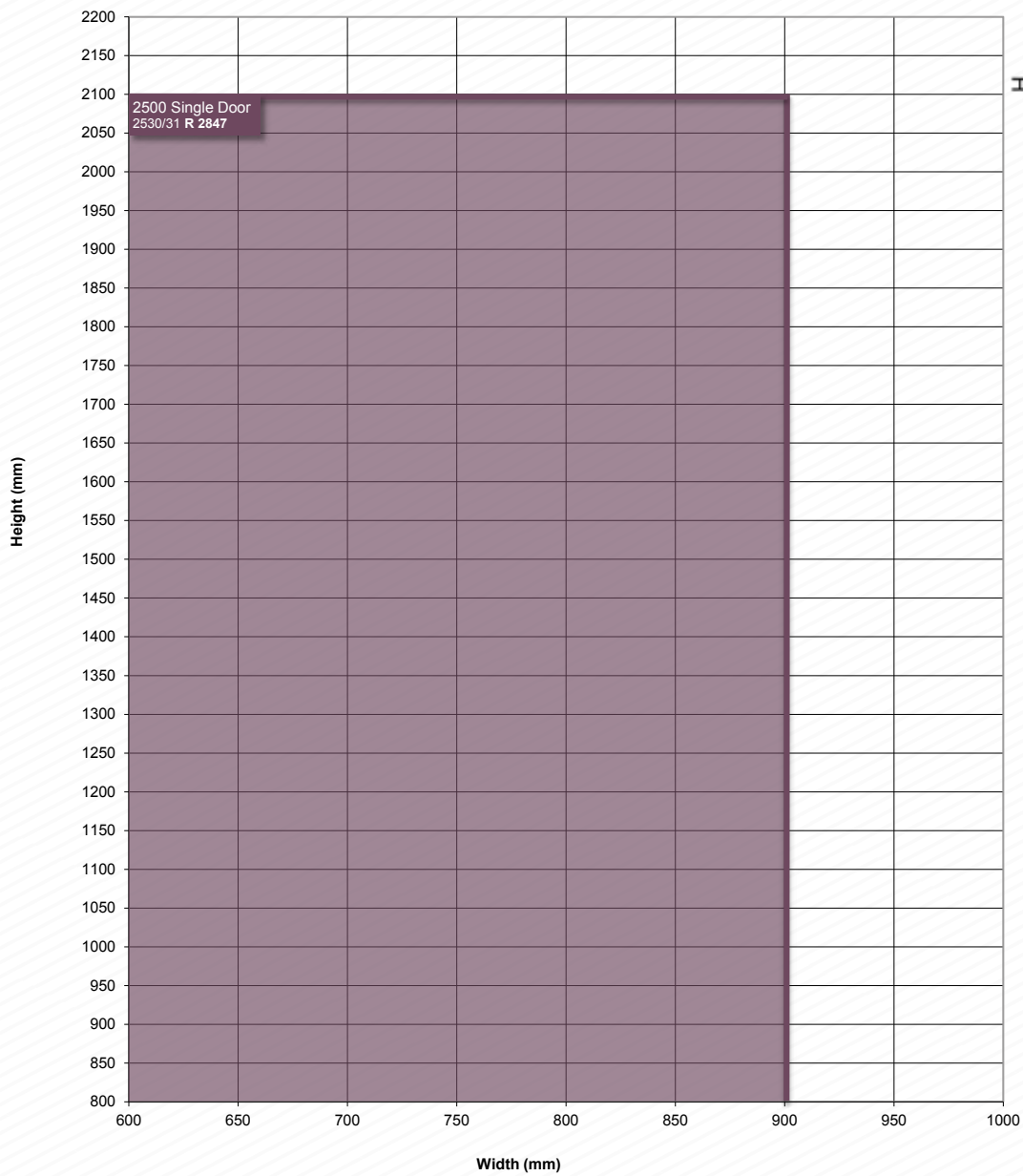
COMPLIMENTS  
CLASSICAL AND  
CONTEMPORARY  
ARCHITECTURE



# TRADITIONAL 2500 RESIDENTIAL DOOR

deceuninck

## MAXIMUM SASH DIMENSIONS



# TRADITIONAL 2500

## FRENCH DOOR

### FRAMING

- choice of two outer frame sizes (52mm, 70mm)
- choice of three transom/mullion sizes (68mm, 88mm, 110mm)
- Part M compliant low threshold

### SEALS/GASKETS

- main profiles supplied with high-performance integral multifunctional seal/gasket

### REINFORCING

- galvanised steel profiles optimised for strength and rigidity
- optional thermal chamber insulator (TCI) for enhanced thermal performance and screw retention, frame only

### DOOR STYLES

- open in open-out
- fan light and side-light frames

### FABRICATION

- fully welded construction
- mechanically joined transoms/mullions

### GLAZING

- choice of four glazing bead styles
- glazing options from 5mm up to 42mm thickness
- Georgian bar

### ANCILLARIES

- frame extensions and cills
- lightweight and structural coupling members

### HARDWARE

- 18.5mm cavity depth
- 8mm sash cover
- 17mm rebate height

### SECURITY

- Kitemarked approved to PAS 24 enhanced security standard

### THERMAL INSULATION

- Ud 0.97 W/m<sup>2</sup>k
- DSER E to A+

### DESIGN

- complements classical and contemporary architecture
- personalise with glazing bead options
- white colour RAL 9016
- many foil colour options available from stock
- Decoroc® colours and more foils on request

## SIZE LIMITATION AND PERFORMANCE CHARACTERISTICS

### TRADITIONAL 2500 PVC-U DOOR SYSTEM

DOOR TYPE	LENGTH (MM) - MAXIMUM	HEIGHT (MM) - MAXIMUM	AIR PERMEABILITY CLASSIFICATION	WATER TIGHTNESS CLASSIFICATION	RESISTANCE TO WIND CLASSIFICATION	EXPOSURE CATEGORY AS GIVEN IN TABLE 1 OF BS 6375-1
-----------	--------------------------	--------------------------	------------------------------------	-----------------------------------	---	--

#### SASH DIMENSIONS FOR DOORS WITH APPROVED OUTER FRAME AND SASH PROFILES

OPEN IN (MASTER LEAF) WITH LOW THRESHOLD	905	2090	4	3A	A3	1200
SLAVE LEAF	895	2090	4	3A	A3	1200
COUPLED SIDE PANEL	1100	2145	4	3A	A3	1200

#### OVERALL DIMENSIONS FOR DOORS WITH APPROVED OUTER FRAMES

DOUBLE LEAF OPEN IN	1800	2150	4	4A	A3	1200
DOUBLE LEAF OPEN OUT	1800	2150	3	6A	A3	1200

# TRADITIONAL 2500 FRENCH DOOR

deceuninck

nbsPlus

riba  
product  
selector

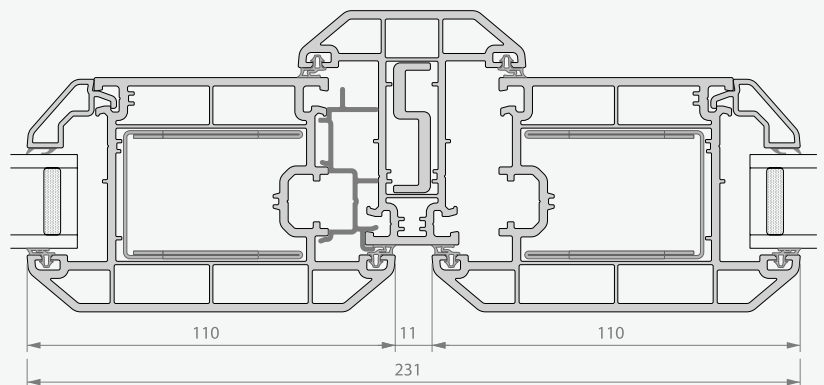
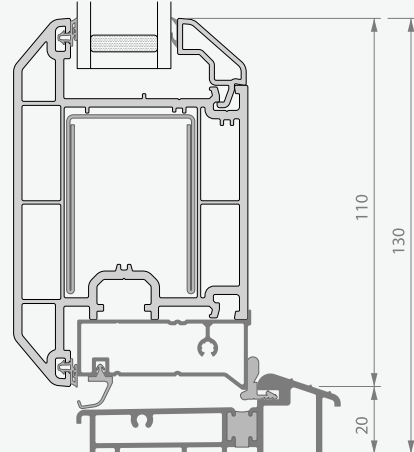
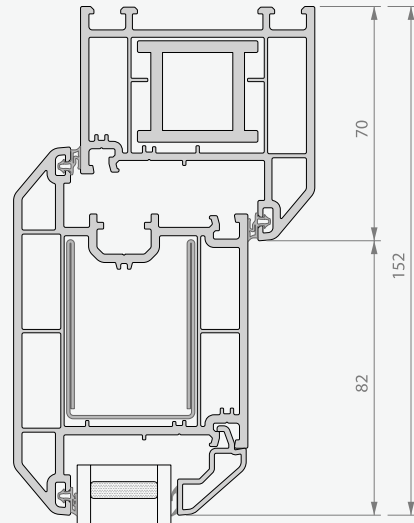
nbs  
BIM

## TECHNICAL AND SPECIFICATION SUPPORT

Specification Support forms an essential link between architects, specifiers and approved Deceuninck fabricators and installers. The team provide informed guidance on the use of products, samples, drawings and specifications with contact maintained throughout each stage of a contract to completion.

Deceuninck can offer a technical design service for suitable schemes embracing:

- product selection and application
- technical review to confirm compliance with Building Regulations
- advice on exposure conditions
- wind load calculations
- framing construction and design solutions
- generation of scheme drawings for tendering purposes
- technical specification
- window samples for client/authority approval





**TRADITIONAL 2500**  
FRENCH DOOR

2500  
FRENCH  
DOOR



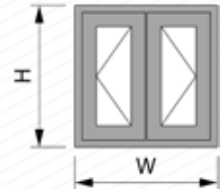
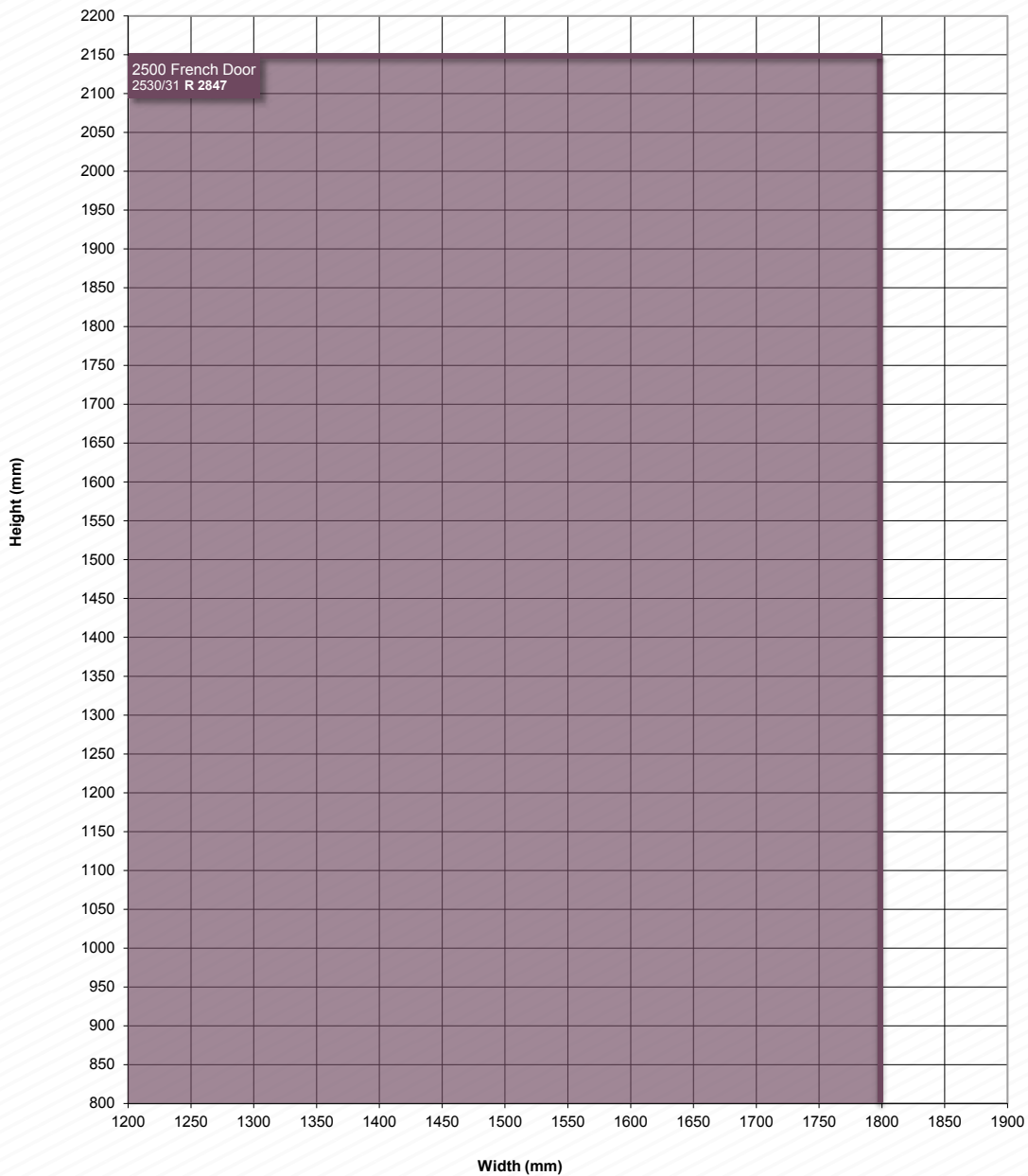
COMPLIMENTS  
MODERN AND  
CLASSICAL  
ARCHITECTURE



# TRADITIONAL 2500 FRENCH DOOR

deceuninck

## MAXIMUM FRAME DIMENSIONS



deceuninck

# HERITAGE 2800

## WINDOW AND DOORS

### CUTTING EDGE

THE HERITAGE 2800 MULTI-FUNCTION WEATHERSEAL IS AT THE CUTTING EDGE OF MODERN DESIGN AND MATERIAL TECHNOLOGY





---

# HERITAGE 2800

---

## WINDOW AND DOORS

---

deceuninck



# HERITAGE 2800

## STORM CASEMENT INTERNALLY GLAZED

### FRAMING

- choice of three outer frame sizes (55mm, 70mm, 85mm)
- choice of three transom/mullion sizes (70mm, 85mm, 110mm)

### SEALS/GASKETS

- main profiles supplied with high-performance integral multifunctional seal/gasket

### REINFORCING

- galvanised steel profiles optimised for strength and rigidity
- optional thermal chamber insulator (TCI) for enhanced thermal performance and screw retention

### WINDOW STYLES

- top hung, side hung and fixed light frames
- multilights combining above elements

### FABRICATION

- fully welded construction
- mechanically joined transoms/mullions

### GLAZING

- glazing options from 3mm up to 40mm thickness
- Georgian bar

### ANCILLARIES

- frame extensions and cills
- lightweight and structural coupling members
- Mock sash horn

### HARDWARE

- 17.5mm cavity depth
- 9mm sash cover
- 19mm rebate height

### SECURITY

- Kitemarked approved to PAS 24 enhanced security standard

### THERMAL INSULATION

- $U_w$  0.90 W/m<sup>2</sup>k
- WER C to A++

### ACOUSTIC PERFORMANCE

- $R_w$  (C; Ctr) 35 (-2; -5) dB
- $R_w$  (C; Ctr) 38 (-1; -4) dB

### DESIGN

- symmetrical profile concept for balanced aesthetics
- complements classical and contemporary architecture
- white colour RAL 9016
- many foil colour options available from stock
- Decoroc® colours and more foils on request

## SIZE LIMITATION AND PERFORMANCE CHARACTERISTICS

WINDOW TYPE	LENGTH (MM) - MAXIMUM	HEIGHT (MM) - MAXIMUM	PERIMETER (MM) - MAXIMUM	TRANSOM/MULLION LENGTH (MM) INC. FRAME - MAXIMUM	AIR PERMEABILITY CLASSIFICATION	WATER TIGHTNESS CLASSIFICATION	RESISTANCE TO WIND CLASSIFICATION	EXPOSURE CATEGORY AS GIVEN IN TABLE 1 OF BS 6375-1
-------------	--------------------------	--------------------------	-----------------------------	--	------------------------------------	-----------------------------------	---	--

SASH DIMENSIONS FOR WINDOWS WITH APPROVED SASH PROFILES:

PROJECTING TOP HUNG	1200	1500	-	-	4	E1050	A5	2000
PROJECTING SIDE HUNG	900	1400	-	-	4	7A	A5	2000

OVERALL DIMENSIONS FOR WINDOWS WITH APPROVED OUTER FRAME PROFILES:

FIXED	3000	3000	8000	-	4	9A	A5	2000
-------	------	------	------	---	---	----	----	------

OVERALL DIMENSIONS FOR APPROVED OUTER FRAMES AND TRANSOM/MULLION PROFILES:

MULTI-LIGHT - STEEL TRANSOM/MULLION REINFORCEMENT	2400	2400	7600	1400	4	9A	A5	2000
---	------	------	------	------	---	----	----	------

# HERITAGE 2800

deceuninck

## STORM CASEMENT VERTICAL SECTION

nbsPlus

riba  
product  
selector

nbs  
BIM

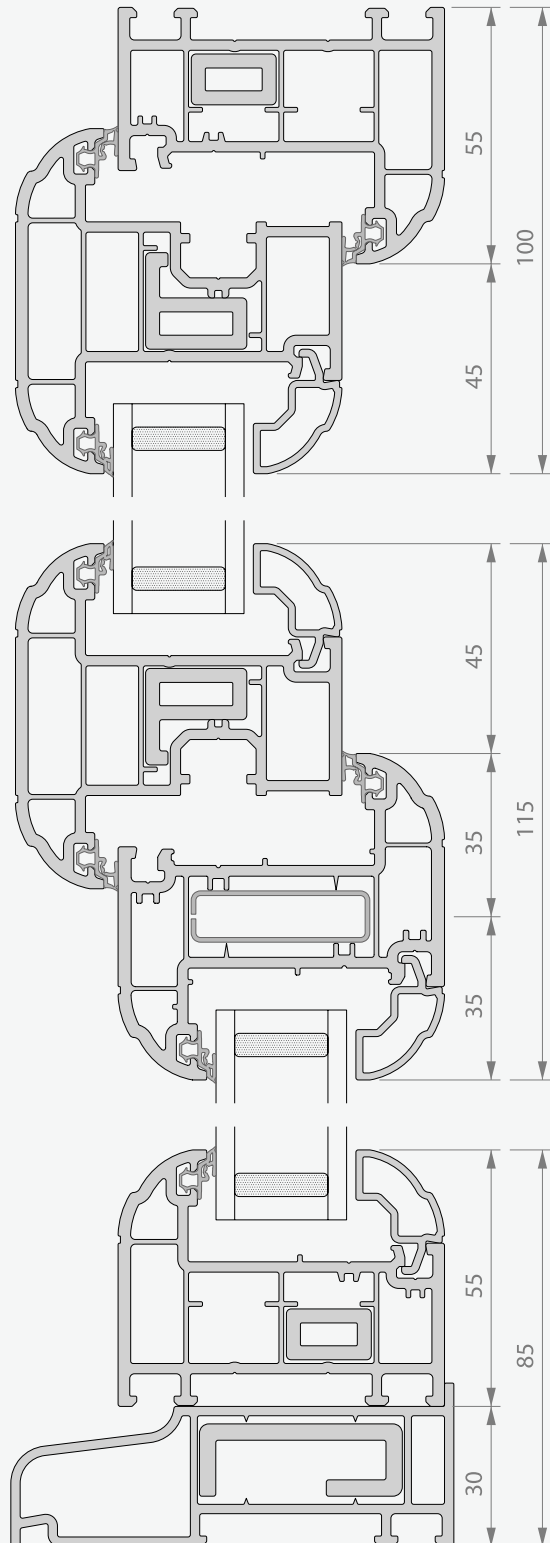
### TECHNICAL AND SPECIFICATION SUPPORT

Specification Support forms an essential link between architects, specifiers and approved Deceuninck fabricators and installers. The team provide informed guidance on the use of products, samples, drawings and specifications with contact maintained throughout each stage of a contract to completion.

Deceuninck can offer a technical design service for suitable schemes embracing:



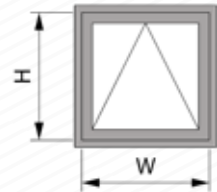
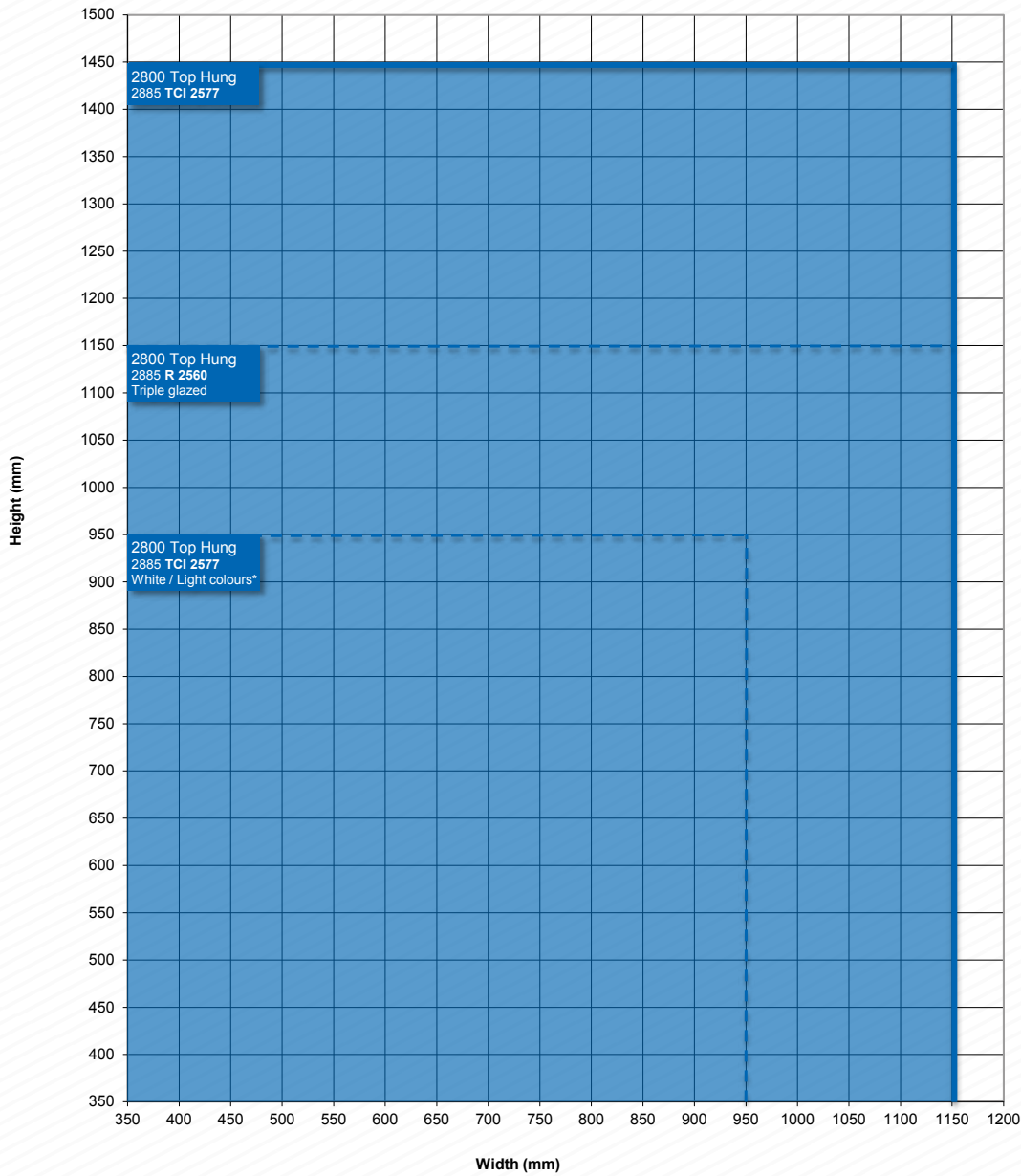
- product selection and application
- technical review to confirm compliance with Building Regulations
- advice on exposure conditions
- wind load calculations
- framing construction and design solutions
- generation of scheme drawings for tendering purposes
- technical specification
- window samples for client/authority approval



# HERITAGE 2800

## STORM CASEMENT TOP HUNG

### MAXIMUM SASH DIMENSIONS



\* Profile colours where the surface temperature does not exceed 60°C;  
 003 White, 004 Grey, 019 Warm White, 080 Heritage White, 081 Ice Cream, 096 Cream,  
 106 Chartwell Green, 665 Agate Grey

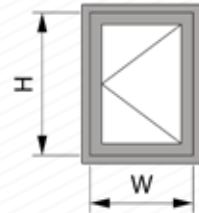
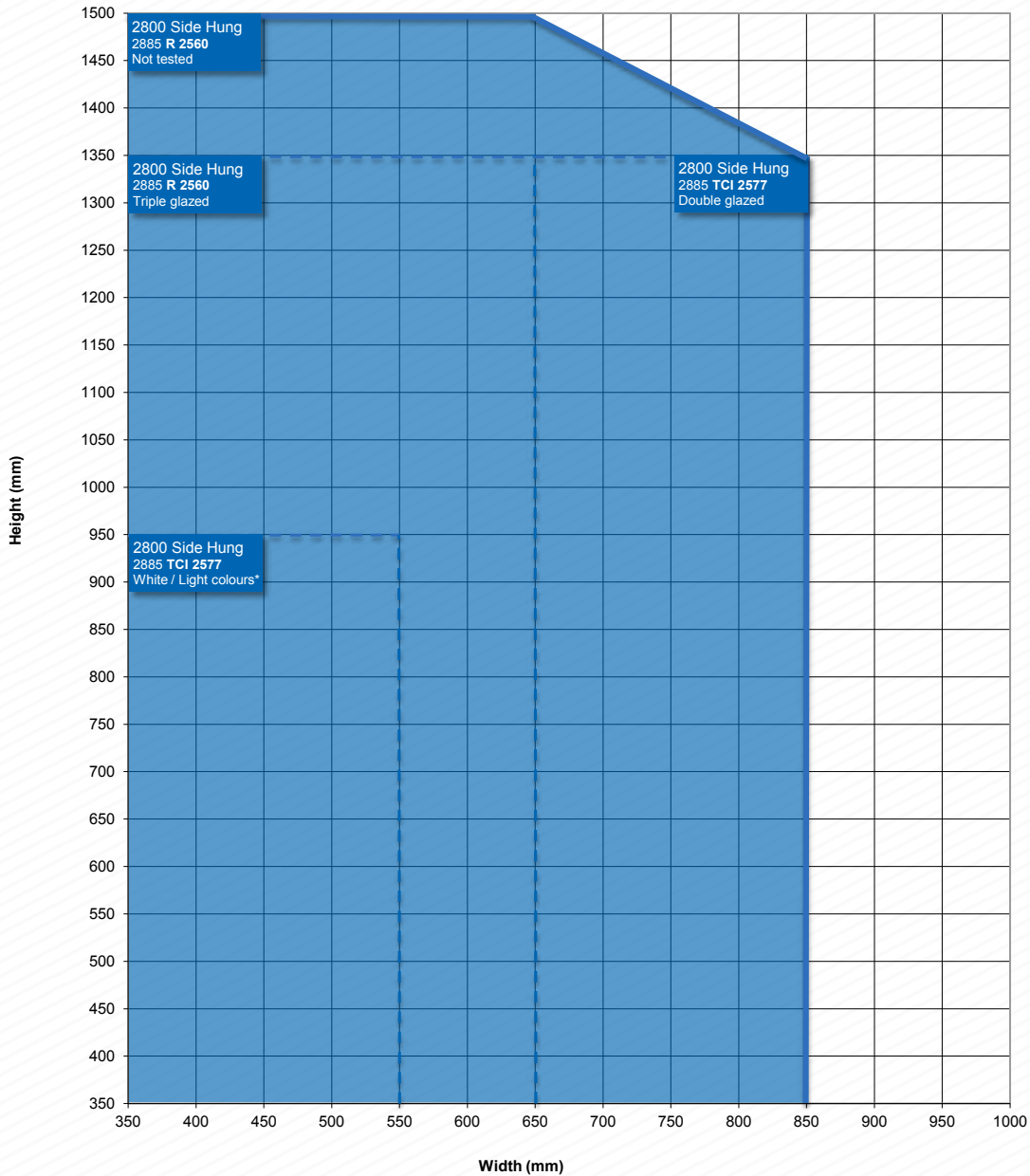
Double glazing unless stated otherwise

# HERITAGE 2800

## STORM CASEMENT SIDE HUNG

deceuninck

### MAXIMUM SASH DIMENSIONS

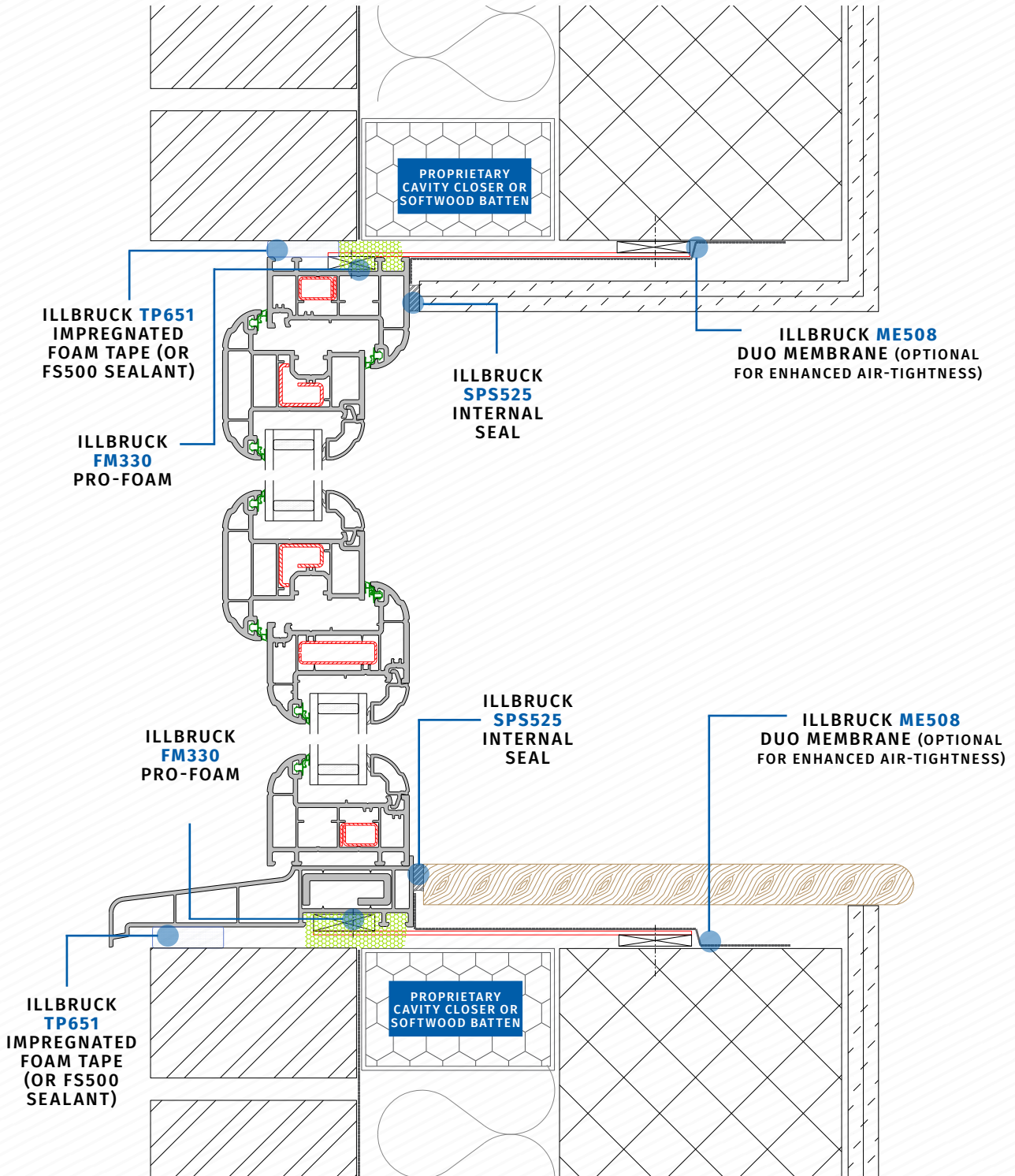


\* Profile colours where the surface temperature does not exceed 60°C;  
003 White, 004 Grey, 019 Warm White, 080 Heritage White, 081 Ice Cream, 096 Cream,  
106 Chartwell Green, Agate Grey

Double glazing unless stated otherwise

# HERITAGE 2800

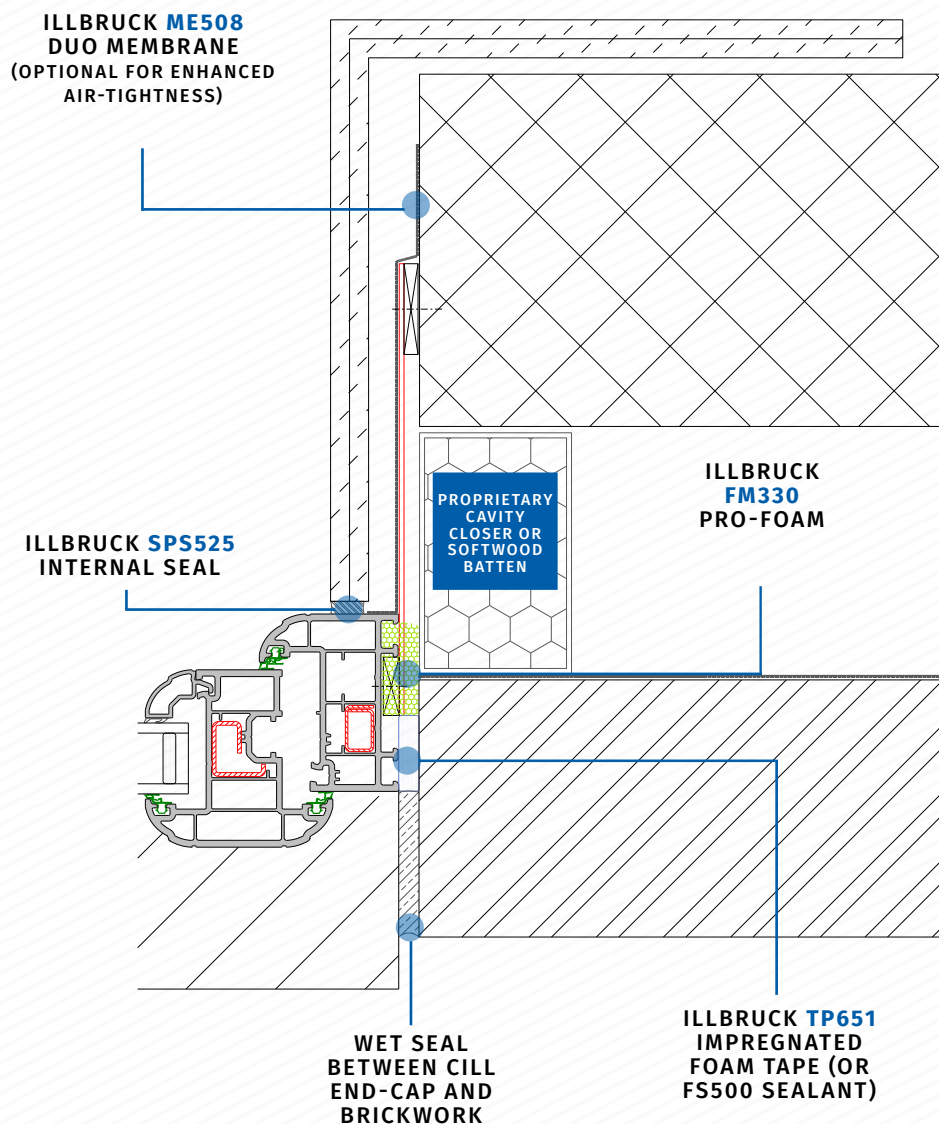
## CASEMENT BRICK-BLOCK



# HERITAGE 2800

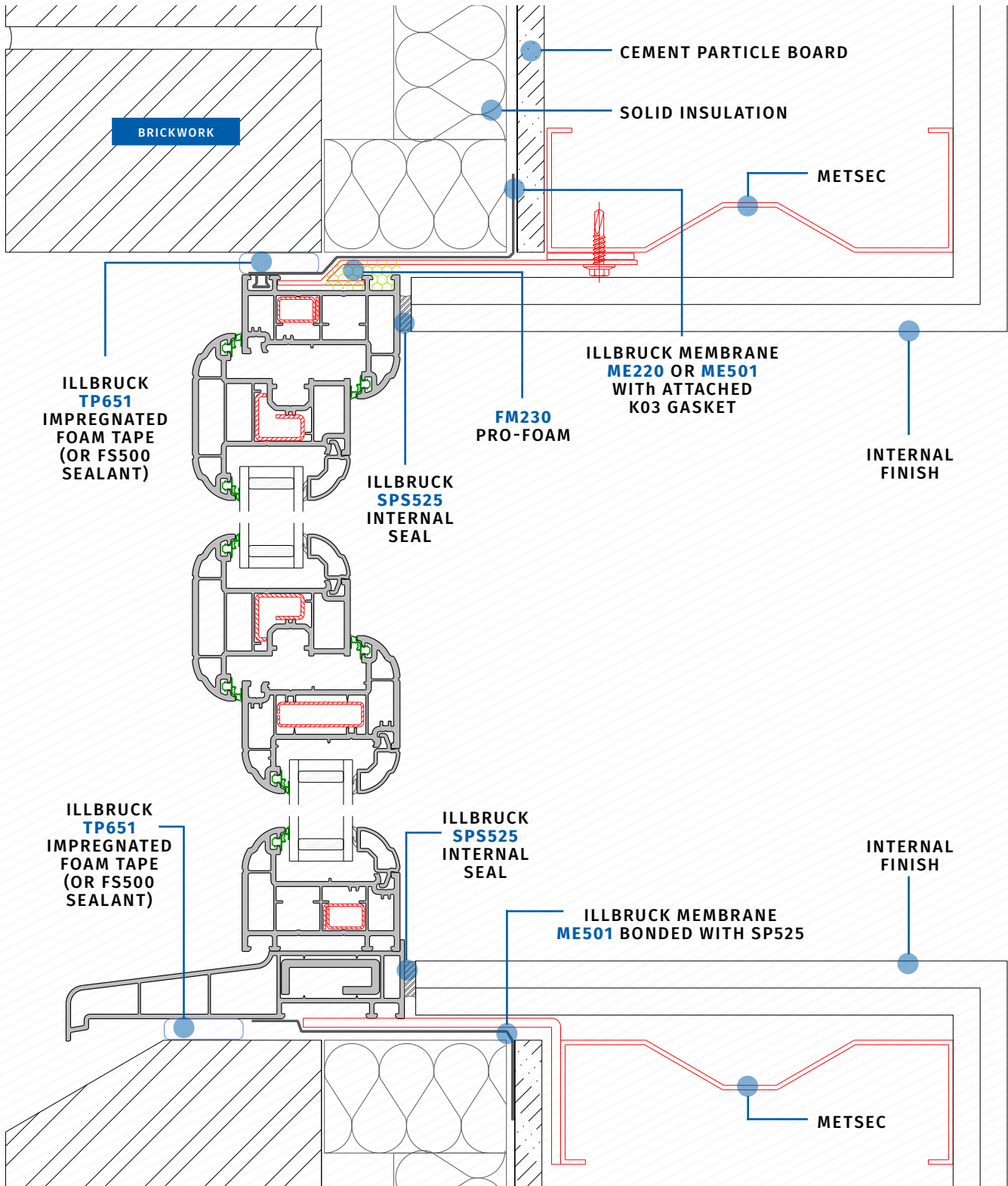
## CASEMENT BRICK-BLOCK

deceuninck



# HERITAGE 2800

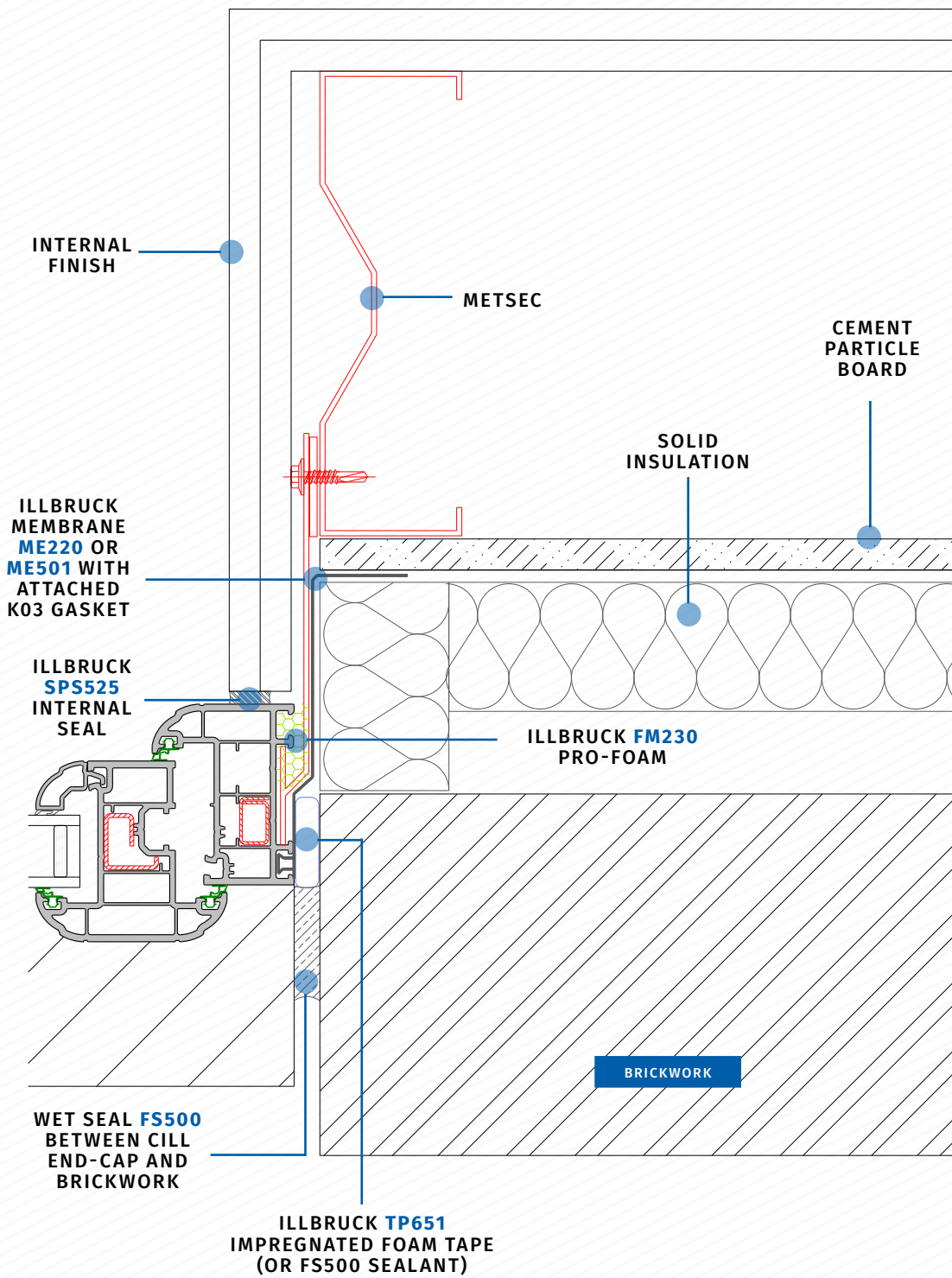
## CASEMENT BRICK-METSEC





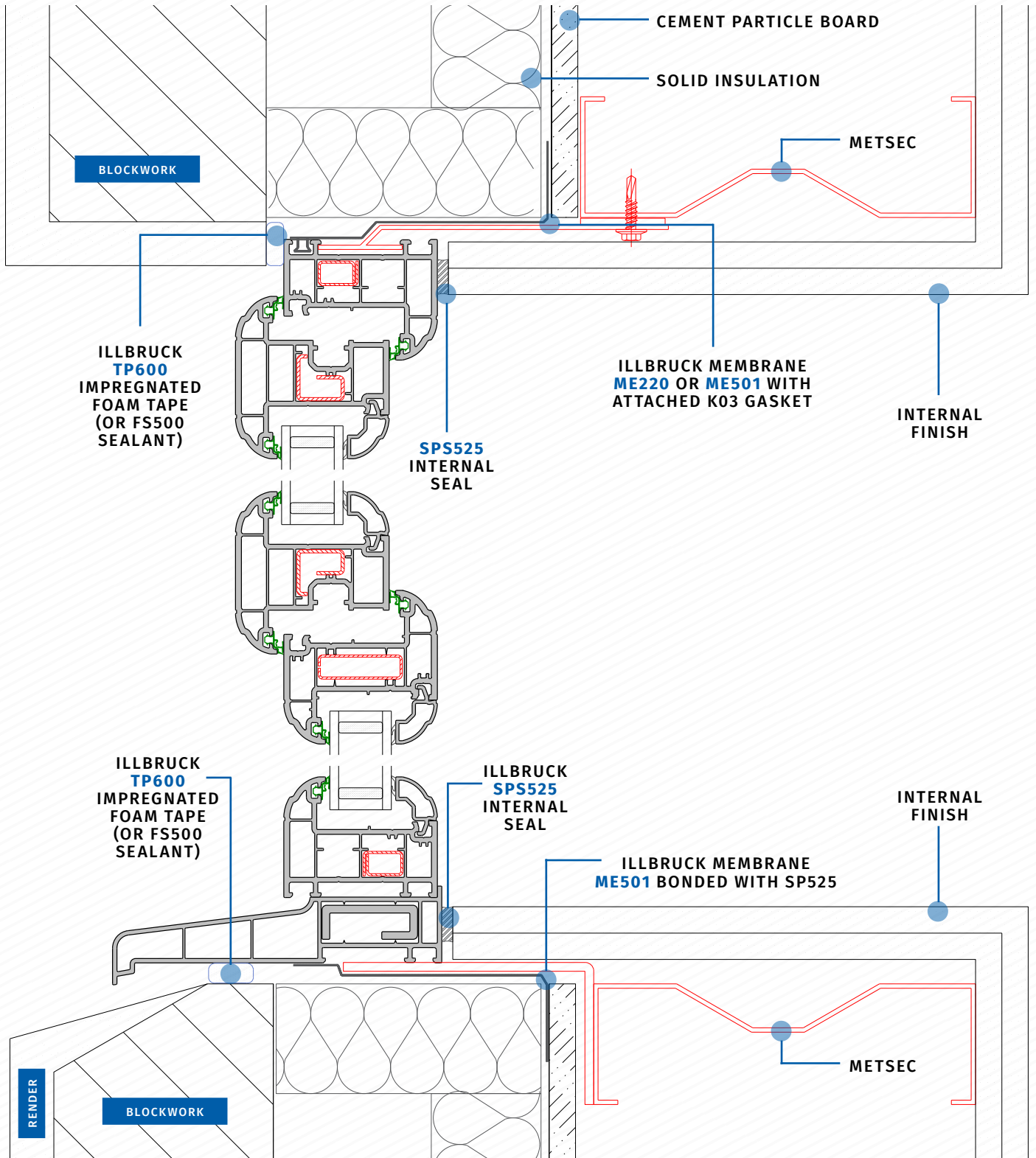
# HERITAGE 2800

## CASEMENT BRICK-METSEC



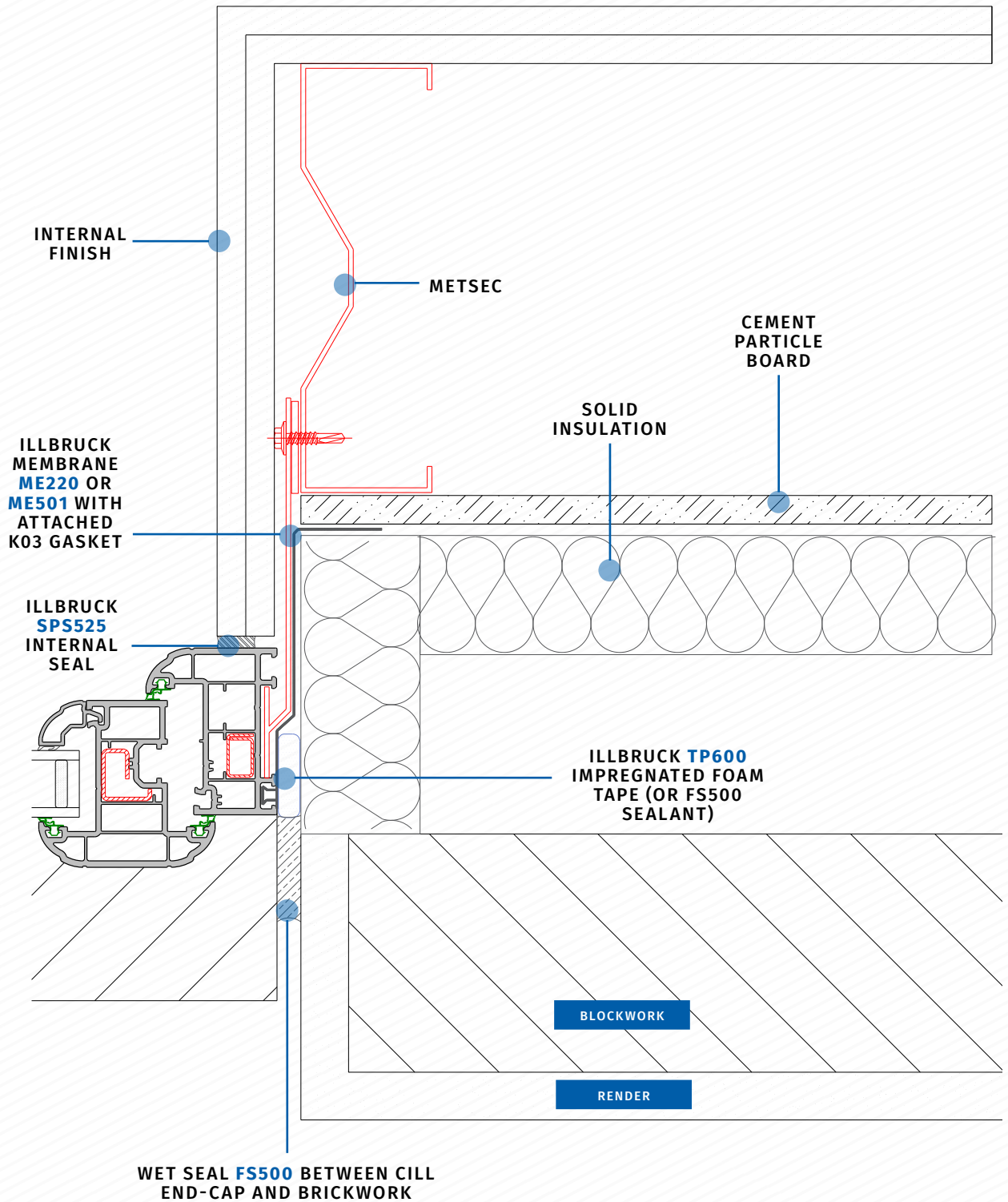
# HERITAGE 2800

## CASEMENT BLOCK-METSEC



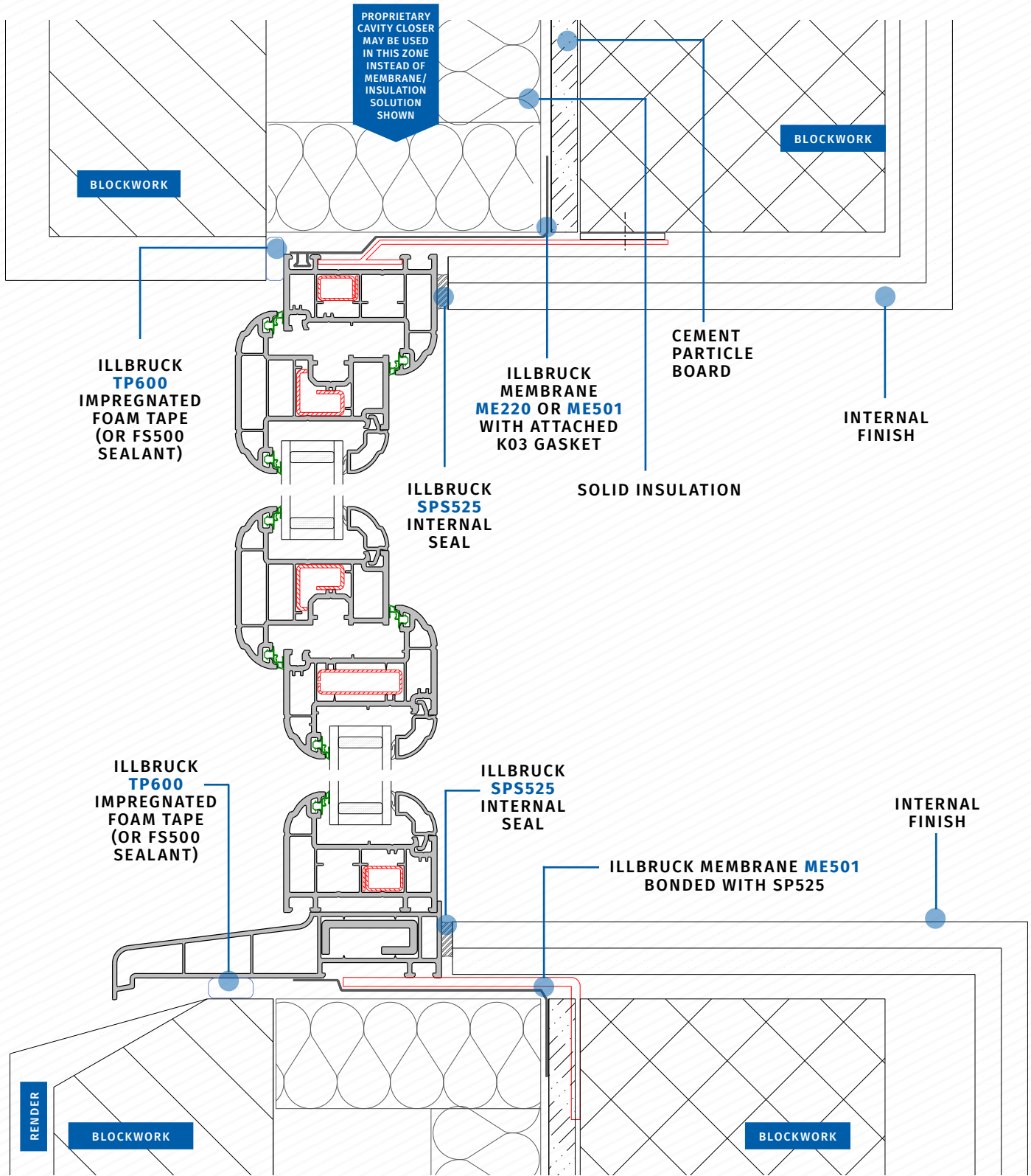
# HERITAGE 2800

## CASEMENT BLOCK-METSEC



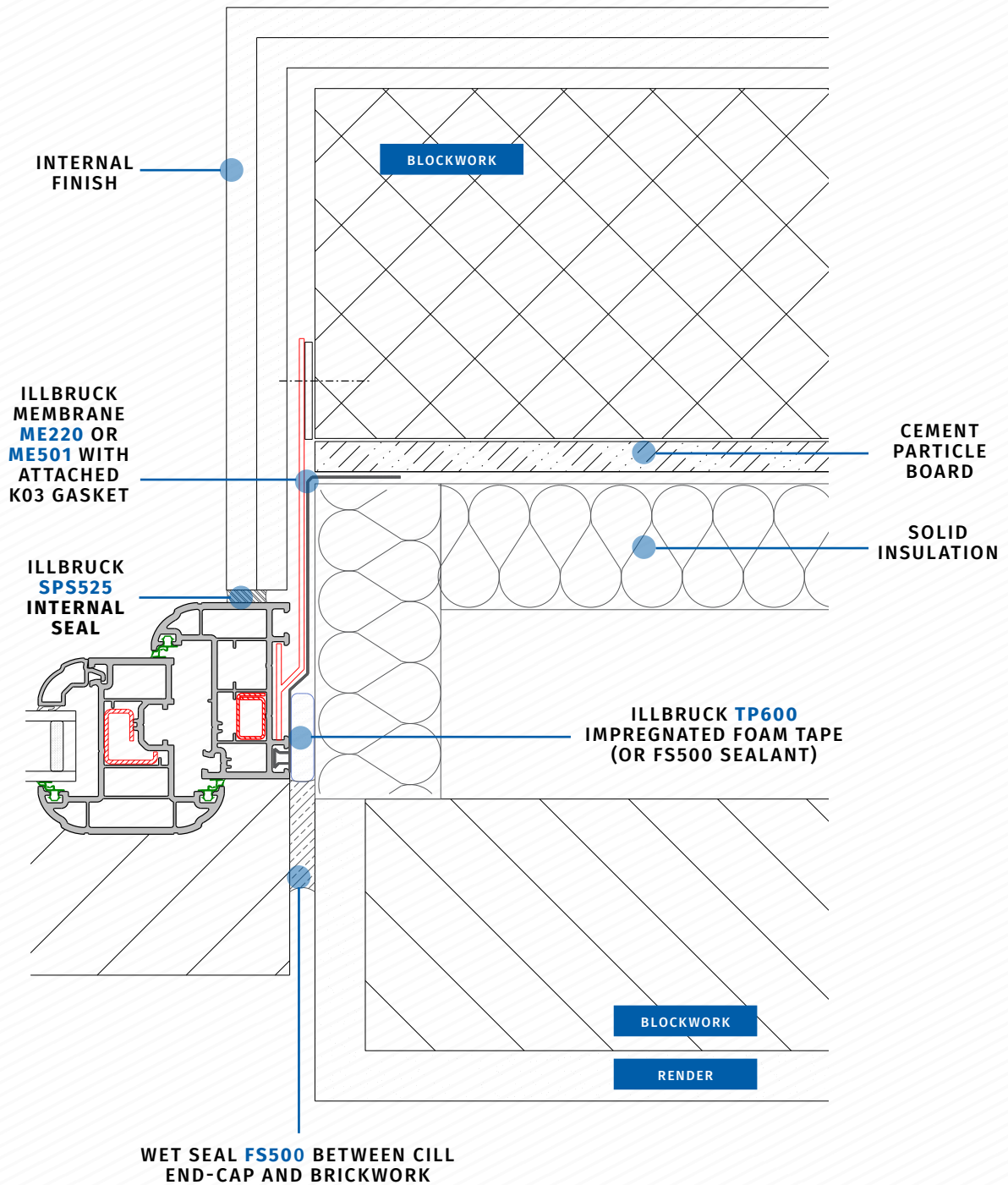
# HERITAGE 2800

## CASEMENT BLOCK-BLOCK



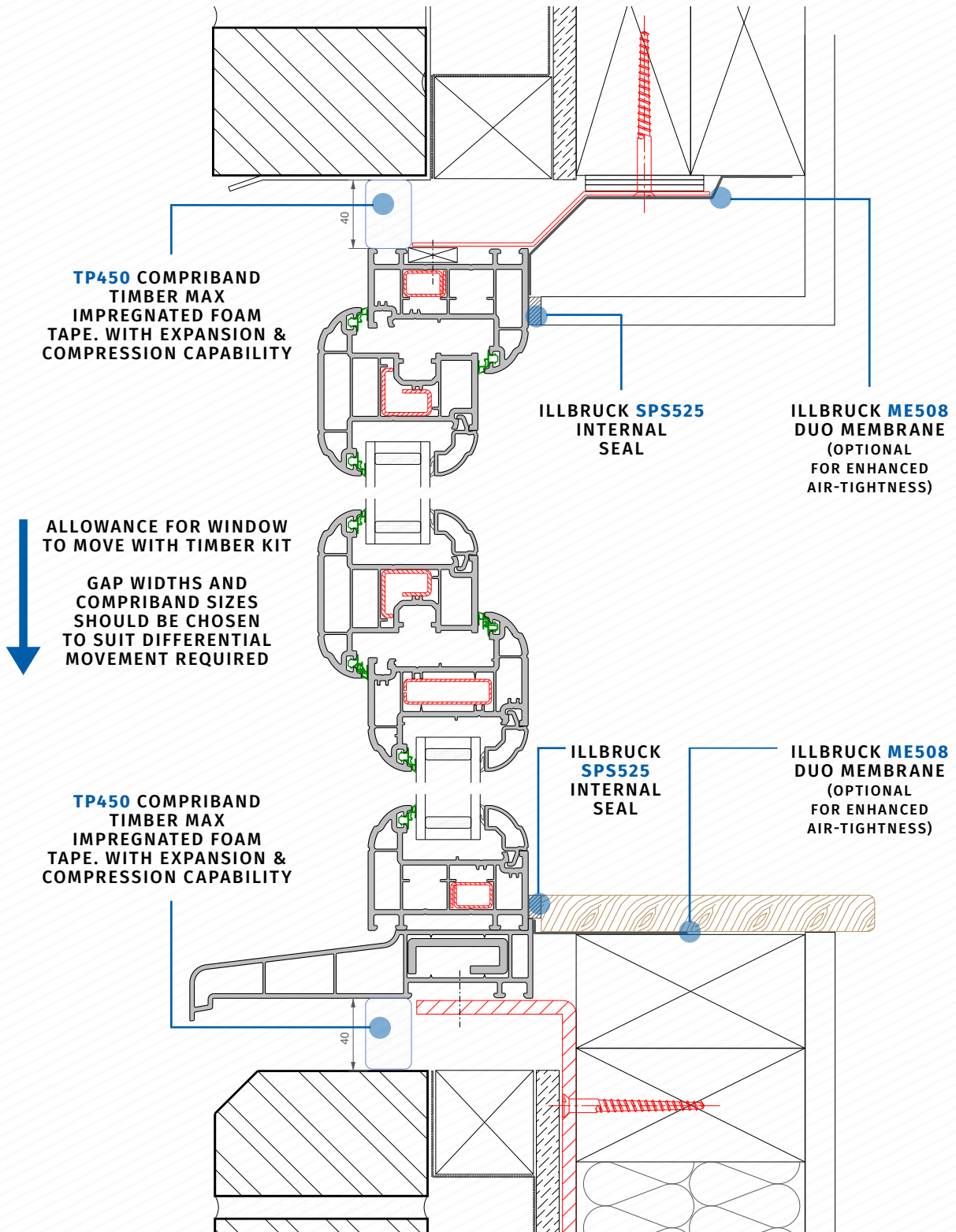
# HERITAGE 2800

## CASEMENT BLOCK-BLOCK



# HERITAGE 2800

## CASEMENT TIMBER FRAME



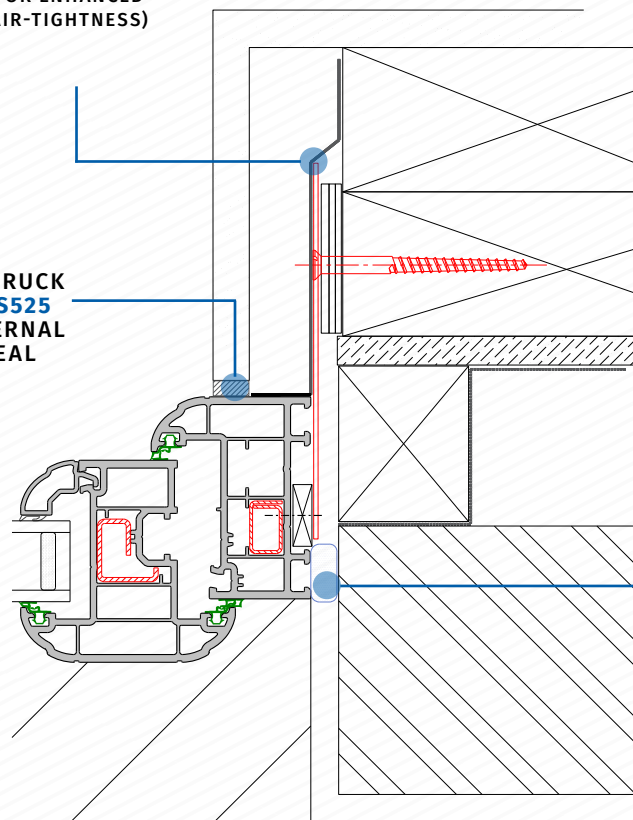
# HERITAGE 2800

## CASEMENT TIMBER FRAME



**ILLBRUCK ME508**  
**DUO MEMBRANE**  
(OPTIONAL  
FOR ENHANCED  
AIR-TIGHTNESS)

**ILLBRUCK**  
**SPS525**  
**INTERNAL**  
**SEAL**



**COMPRIBAND 600 OR**  
**COMPRIBAND E TIMBER**  
**MAX IMPREGNATED**  
**FOAM TAPE**  
(TO BE BETWEEN TWO FLAT  
PARALLEL SURFACES)

# HERITAGE 2800

## FLUSH CASEMENT INTERNALLY GLAZED

### FRAMING

- choice of three outer frame sizes (55mm, 70mm, 85mm)
- choice of three transom/mullion sizes (70mm, 85mm, 110mm)

### SEALS/GASKETS

- main profiles supplied with high-performance integral multifunctional seal/gasket

### REINFORCING

- galvanised steel profiles optimised for strength and rigidity
- optional thermal chamber insulator (TCI) for enhanced thermal performance and screw retention

### WINDOW STYLES

- top hung and side hung frames
- multilights combining opening/dummy sashes

### FABRICATION

- fully welded or mechanically joined frame and sash
- welded or mechanically joined transom/mullion

### GLAZING

- glazing options from 3mm up to 40mm thickness
- Georgian bar

### ANCILLARIES

- frame extensions and cills
- lightweight and structural coupling members

### HARDWARE

- 17.5mm cavity depth
- 13mm s/h hinge
- 19mm frame rebate height

### SECURITY

- Kitemarked approved to PAS 24 enhanced security standard

### THERMAL INSULATION

- $U_w$  0.90 W/m<sup>2</sup>k
- WER C to A++

### DESIGN

- symmetrical profile concept for balanced aesthetics
- complements classical and contemporary architecture
- white colour RAL 9016
- many foil colour options available from stock
- Decoroc® colours and more foils on request

## SIZE LIMITATION AND PERFORMANCE CHARACTERISTICS HERITAGE 2800 PVC-U WINDOW SYSTEM

WINDOW TYPE	LENGTH (MM) - MAXIMUM	HEIGHT (MM) - MAXIMUM	PERIMETER (MM) - MAXIMUM	TRANSOM/MULLION LENGTH (MM) INC. FRAME - MAXIMUM	AIR PERMEABILITY CLASSIFICATION	WATER TIGHTNESS CLASSIFICATION	RESISTANCE TO WIND CLASSIFICATION	EXPOSURE CATEGORY AS GIVEN IN TABLE 1 OF BS 6375-1
-------------	--------------------------	--------------------------	-----------------------------	--	------------------------------------	-----------------------------------	---	--

SASH DIMENSIONS FOR WINDOWS WITH APPROVED SASH PROFILES:

FLUSH SASH TOP HUNG (TCI) FLUSH SASH TOP HUNG (STEEL)	1160	1160	-	-	4	E900	A4 AE	1600 2400
FLUSH SASH SIDE HUNG (TCI) FLUSH SASH SIDE HUNG (STEEL)	640	1230	-	-	4	E900	A4 AE	1600 2400

OVERALL DIMENSIONS FOR WINDOWS WITH APPROVED OUTER FRAME PROFILES:

FIXED	3000	3000	8000	-	4	9A	A5	2000
-------	------	------	------	---	---	----	----	------

OVERALL DIMENSIONS FOR APPROVED OUTER FRAMES AND TRANSOM/MULLION PROFILES:

MULTI-LIGHT - STEEL TRANSOM/MULLION REINFORCEMENT	2400	2400	7600	1400	4	9A	A5	2000
---	------	------	------	------	---	----	----	------



# HERITAGE 2800

deceuninck

## FLUSH CASEMENT VERTICAL SECTION



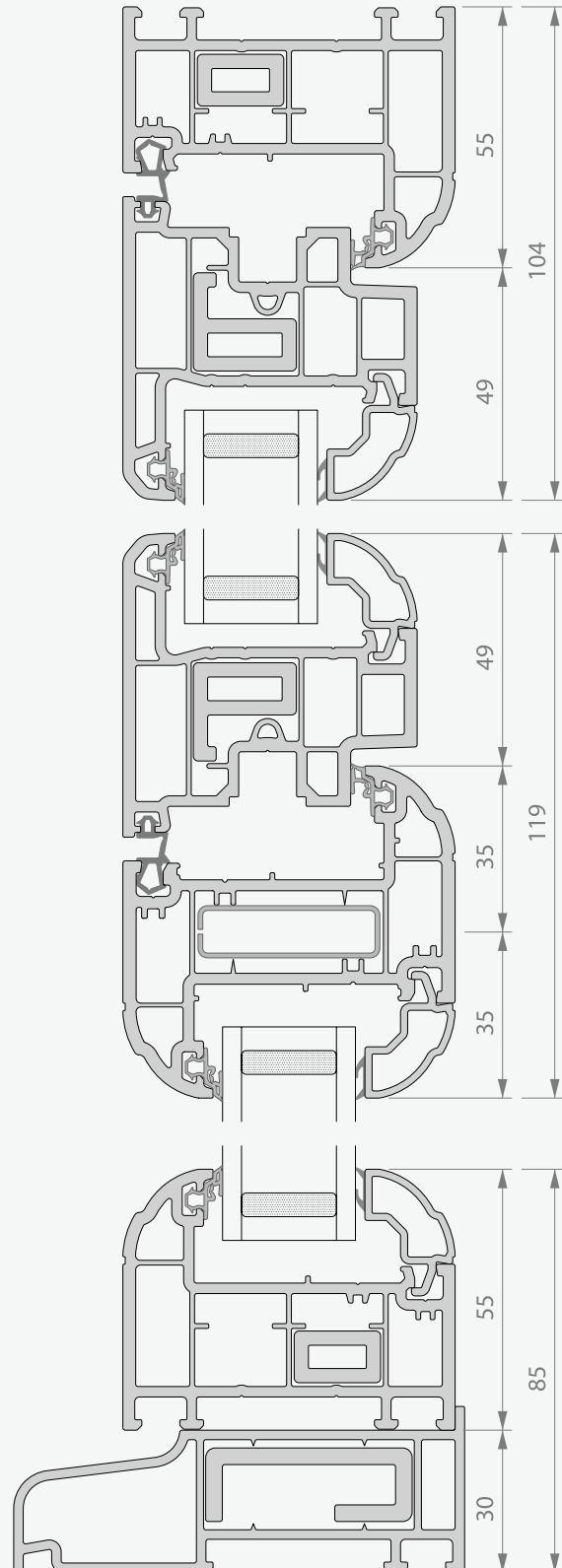
### TECHNICAL AND SPECIFICATION SUPPORT

Specification Support forms an essential link between architects, specifiers and approved Deceuninck fabricators and installers. The team provide informed guidance on the use of products, samples, drawings and specifications with contact maintained throughout each stage of a contract to completion.

Deceuninck can offer a technical design service for suitable schemes embracing:



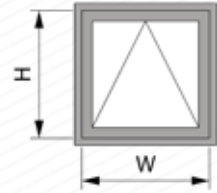
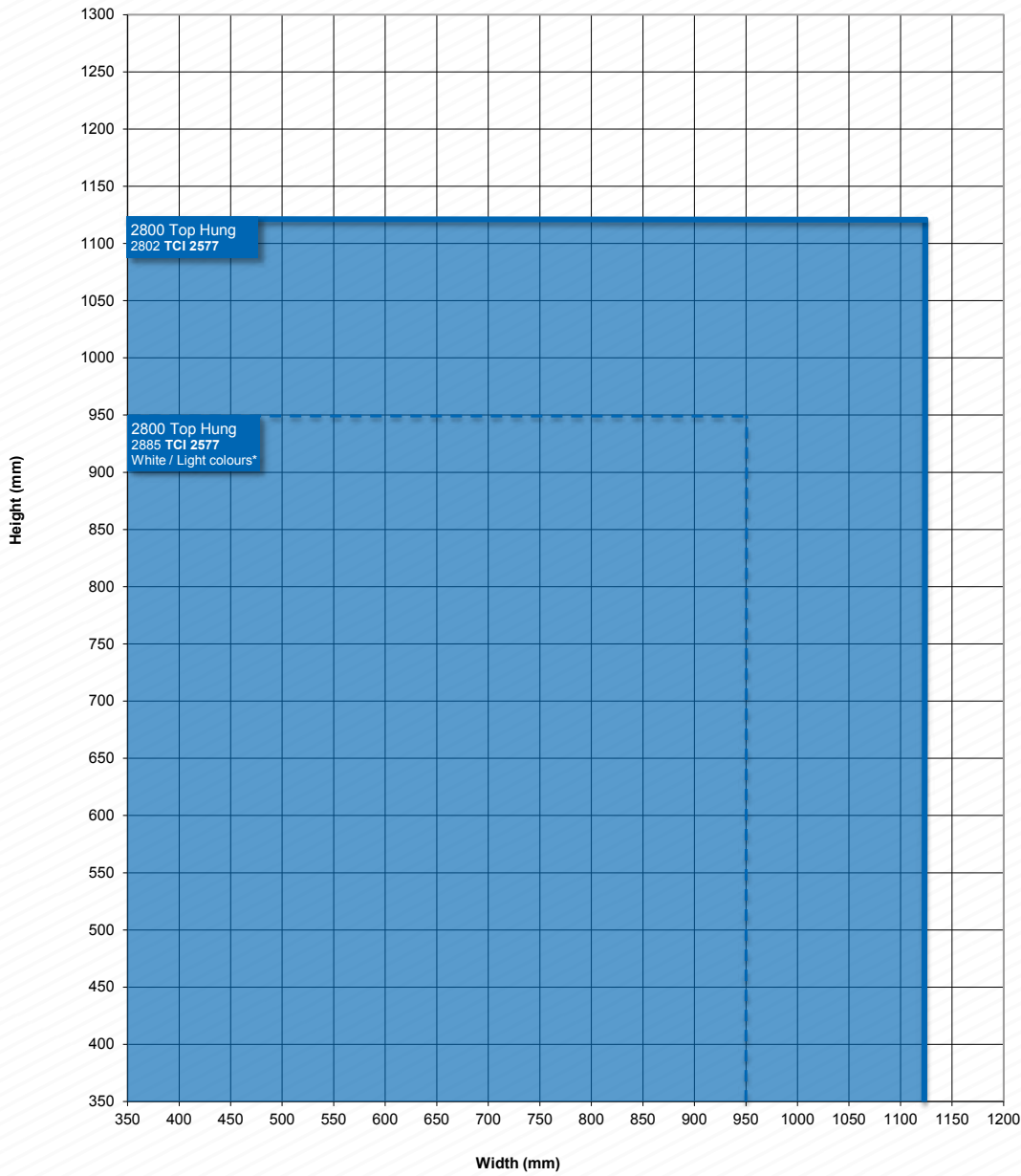
- product selection and application
- technical review to confirm compliance with Building Regulations
- advice on exposure conditions
- wind load calculations
- framing construction and design solutions
- generation of scheme drawings for tendering purposes
- technical specification
- window samples for client/authority approval



# HERITAGE 2800

## FLUSH CASEMENT TOP HUNG

### MAXIMUM SASH DIMENSIONS



\* Profile colours where the surface temperature does not exceed 60°C;  
 003 White, 004 Grey, 019 Warm White, 080 Heritage White, 081 Ice Cream, 096 Cream,  
 106 Chartwell Green, 665 Agate Grey

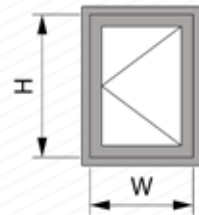
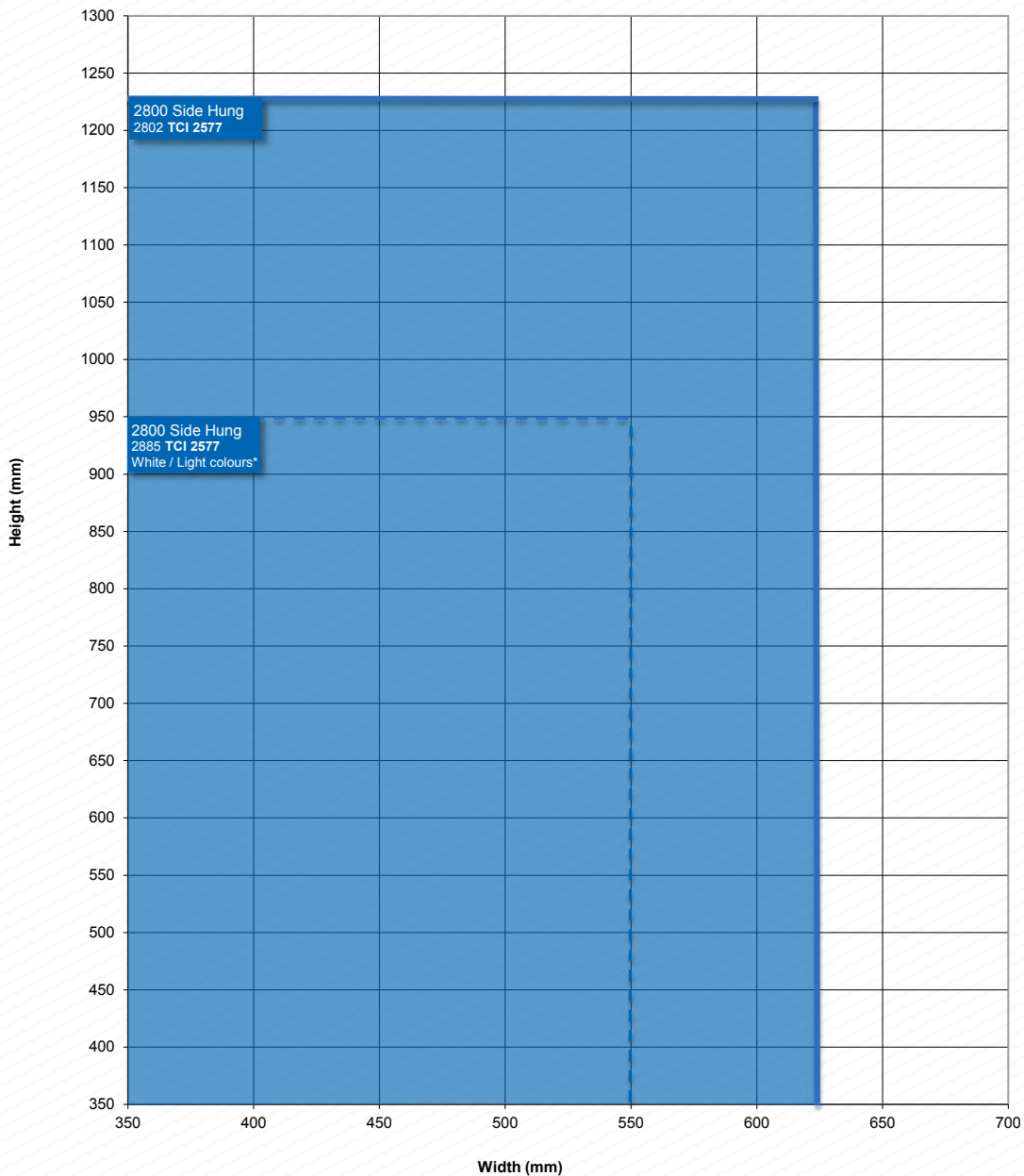
Double glazing unless stated otherwise

# HERITAGE 2800

## FLUSH CASEMENT SIDE HUNG

deceuninck

### MAXIMUM SASH DIMENSIONS



\* Profile colours where the surface temperature does not exceed 60°C;  
 003 White, 004 Grey, 019 Warm White, 080 Heritage White, 081 Ice Cream, 096 Cream,  
 106 Chartwell Green, 665 Agate Grey

Double glazing unless stated otherwise

# HERITAGE 2800

## TILT AND TURN

### FRAMING

- choice of three outer frame sizes (55mm, 70mm, 85mm)
- choice of three transom/mullion sizes (70mm, 85mm, 110mm)
- standard (85mm) and heavy duty (110mm) sash options

### SEALS/GASKETS

- main profiles supplied with high-performance integral multifunctional seal/gasket

### REINFORCING

- galvanised steel profiles optimised for strength and rigidity
- optional thermal chamber insulator (TCI) for enhanced thermal performance and screw retention

### WINDOW STYLES

- single, multi-light or coupled
- turn only, tilt only, tilt before turn

### FABRICATION

- fully welded construction
- mechanically joined transoms/mullions

### GLAZING

- glazing options from 3mm up to 40mm thickness
- Georgian bar

### ANCILLARIES

- frame extensions and cills
- lightweight and structural coupling members

### HARDWARE

- 18.5mm cavity depth
- 8mm sash cover
- 19mm rebate height

### SECURITY

- Kitemarked approved to PAS 24 enhanced security standard

### THERMAL INSULATION

- $U_w$  0.97 W/m<sup>2</sup>k
- WER C to A+

### ACOUSTIC PERFORMANCE

- $R_w$  (C ; Ctr) 35 (-2 ; -5) dB
- $R_w$  (C ; Ctr) 38 (-1 ; -4) dB

### DESIGN

- symmetrical profile concept for balanced aesthetics
- complements classical and contemporary architecture
- white colour RAL 9016
- many foil colour options available from stock
- Decoroc® colours and more foils on request

## SIZE LIMITATION AND PERFORMANCE CHARACTERISTICS

WINDOW TYPE	LENGTH (MM) - MAXIMUM	HEIGHT (MM) - MAXIMUM	PERIMETER (MM) - MAXIMUM	TRANSOM/MULLION LENGTH (MM) INC. FRAME - MAXIMUM	AIR PERMEABILITY CLASSIFICATION	WATER TIGHTNESS CLASSIFICATION	RESISTANCE TO WIND CLASSIFICATION	EXPOSURE CATEGORY AS GIVEN IN TABLE 1 OF BS 6375-1
-------------	--------------------------	--------------------------	-----------------------------	--	------------------------------------	-----------------------------------	---	--

SASH DIMENSIONS FOR WINDOWS WITH APPROVED SASH PROFILES:

TILT AND TURN	1500	1500	-	-	4	8A	A5	2000
---------------	------	------	---	---	---	----	----	------

OVERALL DIMENSIONS FOR WINDOWS WITH APPROVED OUTER FRAME PROFILES:

FIXED	3000	3000	8000	-	4	9A	A5	2000
-------	------	------	------	---	---	----	----	------

OVERALL DIMENSIONS FOR APPROVED OUTERFRAMES AND TRANSOM/MULLION PROFILES:

MULTI-LIGHT - STEEL TRANSOM/MULLION REINFORCEMENT	2400	2400	7600	1400	4	9A	A5	2000
---	------	------	------	------	---	----	----	------

# HERITAGE 2800

## TILT AND TURN VERTICAL SECTION

deceuninck

nbsPlus

riba  
product  
selector

nbs  
BIM

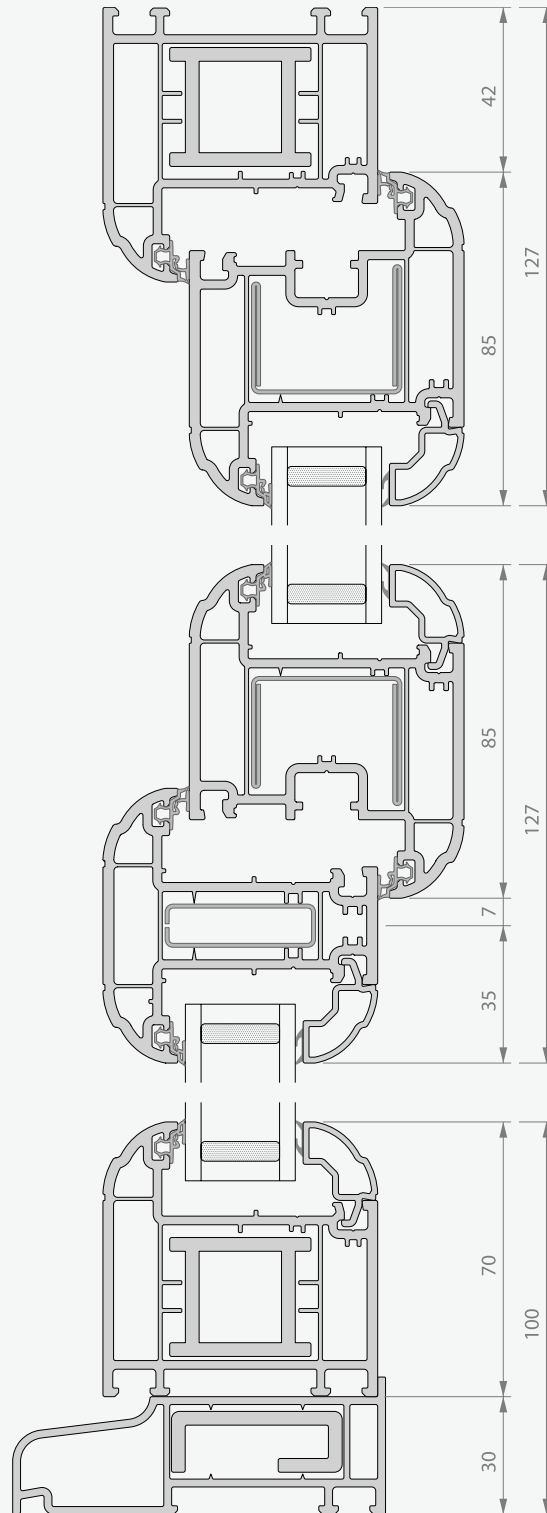
### TECHNICAL AND SPECIFICATION SUPPORT

Specification Support forms an essential link between architects, specifiers and approved Deceuninck fabricators and installers. The team provide informed guidance on the use of products, samples, drawings and specifications with contact maintained throughout each stage of a contract to completion.

Deceuninck can offer a technical design service for suitable schemes embracing:



- product selection and application
- technical review to confirm compliance with Building Regulations
- advice on exposure conditions
- wind load calculations
- framing construction and design solutions
- generation of scheme drawings for tendering purposes
- technical specification
- window samples for client/authority approval



---

# HERITAGE 2800

---

## TILT AND TURN

---

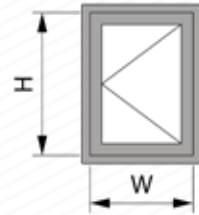



# HERITAGE 2800

## TILT AND TURN WINDOW

deceuninck

### MAXIMUM SASH DIMENSIONS



# HERITAGE 2800

## RESIDENTIAL DOOR

### FRAMING

- choice of three outer frame sizes (55mm, 70mm, 85mm)
- choice of three transom/mullion sizes (70mm, 85mm, 110mm)
- Part M compliant low threshold

### SEALS/GASKETS

- main profiles supplied with high-performance integral multifunctional seal/gasket

### REINFORCING

- galvanised steel profiles optimised for strength and rigidity
- optional thermal chamber insulator (TCI) for enhanced thermal performance and screw retention, frame only

### DOOR STYLES

- single doors; open in/out
- fan lights and side-light frames
- midrail for letter plates

### FABRICATION

- fully welded construction
- mechanically joined transoms/mullions

### GLAZING

- glazing options from 3mm up to 40mm thickness
- Georgian bar

### ANCILLARIES

- frame extensions and cills
- lightweight and structural coupling members

### HARDWARE

- 18.5mm cavity depth
- 8mm sash cover
- 19mm rebate height

### SECURITY

- Kitemarked approved to PAS 24 enhanced security standard

### THERMAL INSULATION

- Ud 0.94 W/m<sup>2</sup>k
- DSER E to A+

### DESIGN

- complements classical and contemporary architecture
- personalise with glazing bead options
- white colour RAL 9016
- many foil colour options available from stock
- Decoroc® colours and more foils on request

## SIZE LIMITATION AND PERFORMANCE CHARACTERISTICS

### HERITAGE 2800 PVC-U DOOR SYSTEM

DOOR TYPE	LENGTH (MM) - MAXIMUM	HEIGHT (MM) - MAXIMUM	AIR PERMEABILITY CLASSIFICATION	WATER TIGHTNESS CLASSIFICATION	RESISTANCE TO WIND CLASSIFICATION	EXPOSURE CATEGORY AS GIVEN IN TABLE 1 OF BS 6375-1
-----------	--------------------------	--------------------------	------------------------------------	-----------------------------------	---	--

SASH DIMENSIONS FOR DOORS WITH APPROVED OUTER FRAME AND SASH PROFILES

OPEN IN SINGLE LEAF WITH LOW THRESHOLD	905	2090	4	3A	A3	1200
COUPLED SIDE PANEL	1100	2145	4	3A	A3	1200



# HERITAGE 2800 RESIDENTIAL DOOR

deceuninck

nbsPlus

riba  
product  
selector

nbs  
BIM

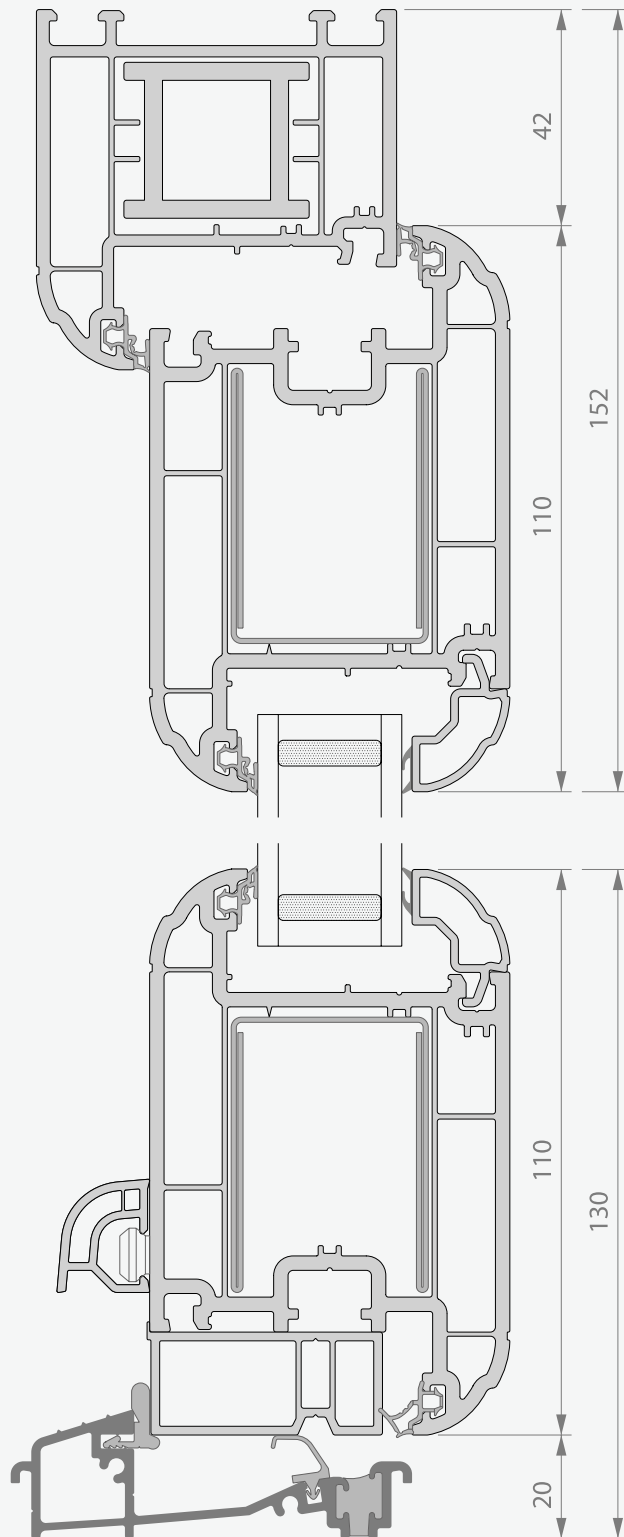
## TECHNICAL AND SPECIFICATION SUPPORT

Specification Support forms an essential link between architects, specifiers and approved Deceuninck fabricators and installers. The team provide informed guidance on the use of products, samples, drawings and specifications with contact maintained throughout each stage of a contract to completion.

Deceuninck can offer a technical design service for suitable schemes embracing:



- product selection and application
- technical review to confirm compliance with Building Regulations
- advice on exposure conditions
- wind load calculations
- framing construction and design solutions
- generation of scheme drawings for tendering purposes
- technical specification
- window samples for client/authority approval



deceuninck

**HERITAGE 2800**  
RESIDENTIAL DOOR

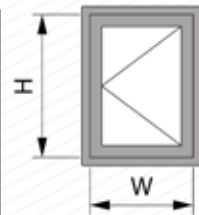
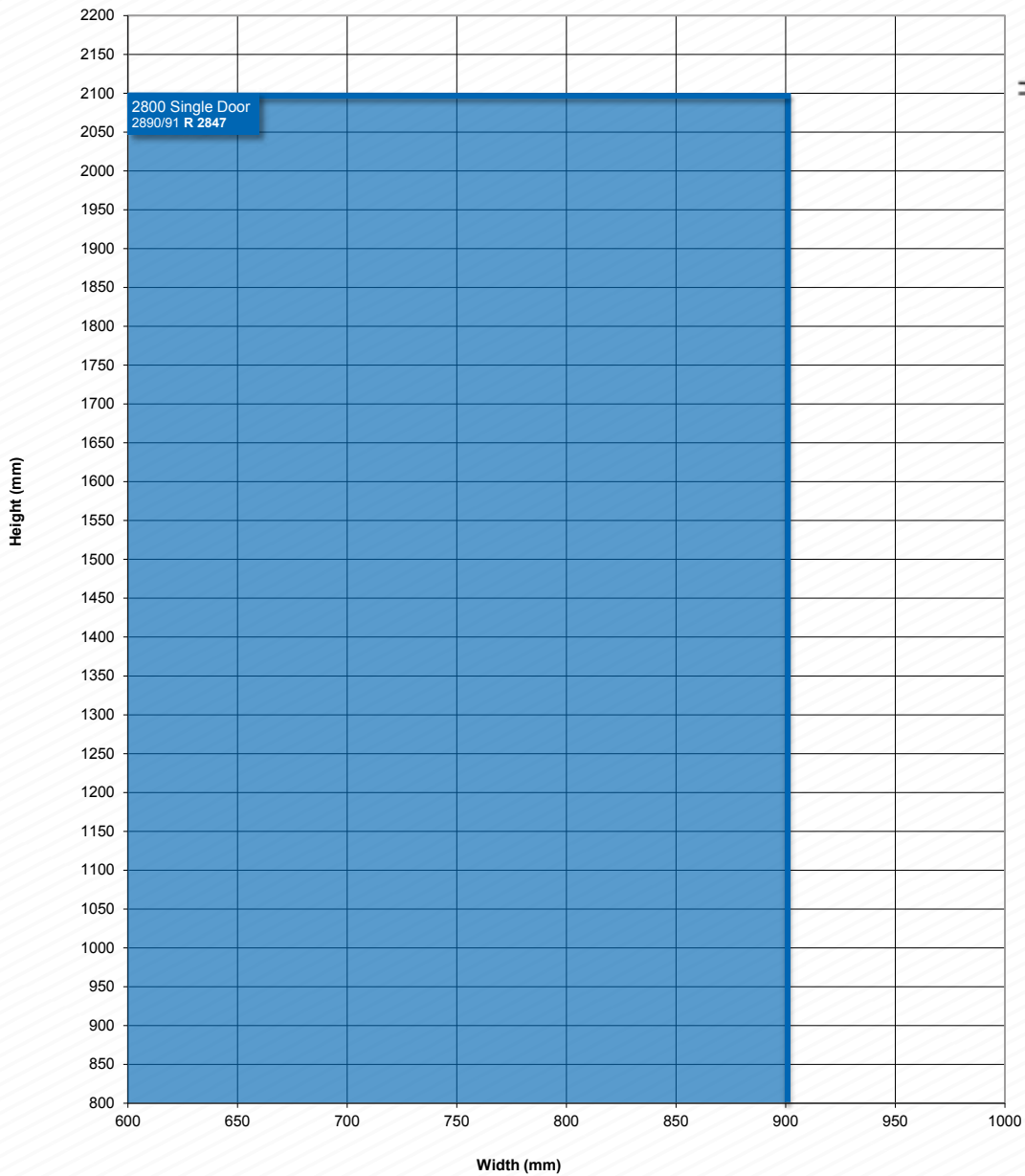
2800  
RESIDENTIAL  
DOOR



# HERITAGE 2800 RESIDENTIAL DOOR

deceuninck

## MAXIMUM SASH DIMENSIONS



# HERITAGE 2800

## COMPOSITE DOOR

### FRAMING

- 70mm frame as standard
- choice of three transom/mullion sizes (70mm, 85mm, 110mm)
- Part M compliant low threshold

### SEALS/GASKETS

- frame supplied with bespoke high performance integral multi-functional seal/gasket

### REINFORCING

- galvanised steel profiles optimised for strength and rigidity
- optional thermal chamber insulator (TCI) for enhanced thermal performance and screw retention, frame only

### DOOR STYLES

- open in single doors
- fan lights and side-light frames

### FABRICATION

- fully welded construction
- mechanically joined transoms/mullions

### ANCILLARIES

- frame extensions and cills
- lightweight and structural coupling members
- weather bar

### HARDWARE

- classic or contemporary furniture
- high or standard height key/handle
- multi-point locking systems

### SECURITY

- Kitemarked approved to PAS 24 enhanced security standard

### THERMAL INSULATION

- Ud 1.0 W/m<sup>2</sup>k
- DSER E to A

### DESIGN

- multiple slab designs
- complements classical and contemporary architecture
- personalise using an array of glazing styles, slab colours and designs and door furniture

## SIZE LIMITATION AND PERFORMANCE CHARACTERISTICS

### HERITAGE 2800 PVC-U DOOR SYSTEM

DOOR TYPE	LENGTH (MM) - MAXIMUM	HEIGHT (MM) - MAXIMUM	AIR PERMEABILITY CLASSIFICATION	WATER TIGHTNESS CLASSIFICATION	RESISTANCE TO WIND CLASSIFICATION	EXPOSURE CATEGORY AS GIVEN IN TABLE 1 OF BS 6375-1
-----------	--------------------------	--------------------------	------------------------------------	-----------------------------------	---	--

FRAME DIMENSIONS FOR DOORS WITH APPROVED OUTER FRAME PROFILES

OPEN IN SINGLE LEAF WITH LOW THRESHOLD	1025	2080	4	4A	A3	1200
---	------	------	---	----	----	------

# HERITAGE 2800 COMPOSITE DOOR

deceuninck

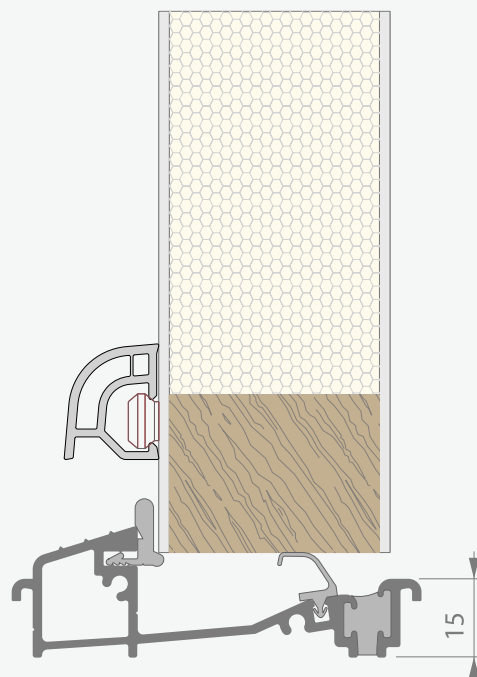
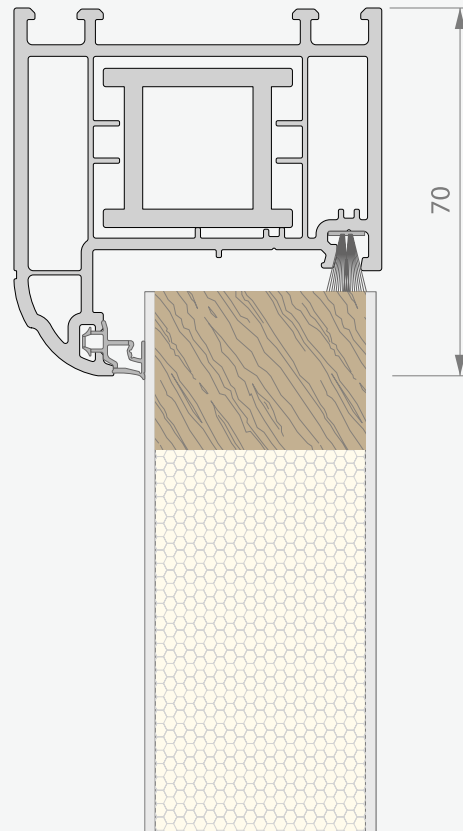
NS Plus

riba  
product  
selector

## TECHNICAL AND SPECIFICATION SUPPORT

Specification Support forms an essential link between architects, specifiers and approved Deceuninck fabricators and installers. The team provide informed guidance on the use of products, samples, drawings and specifications with contact maintained throughout each stage of a contract to completion.

Deceuninck can offer a technical design service for suitable schemes embracing:



- product selection and application
- technical review to confirm compliance with Building Regulations
- advice on exposure conditions
- wind load calculations
- framing construction and design solutions
- generation of scheme drawings for tendering purposes
- technical specification
- window samples for client/authority approval

deceuninck

**HERITAGE 2800**  
COMPOSITE DOOR

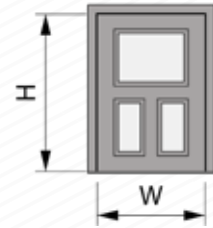
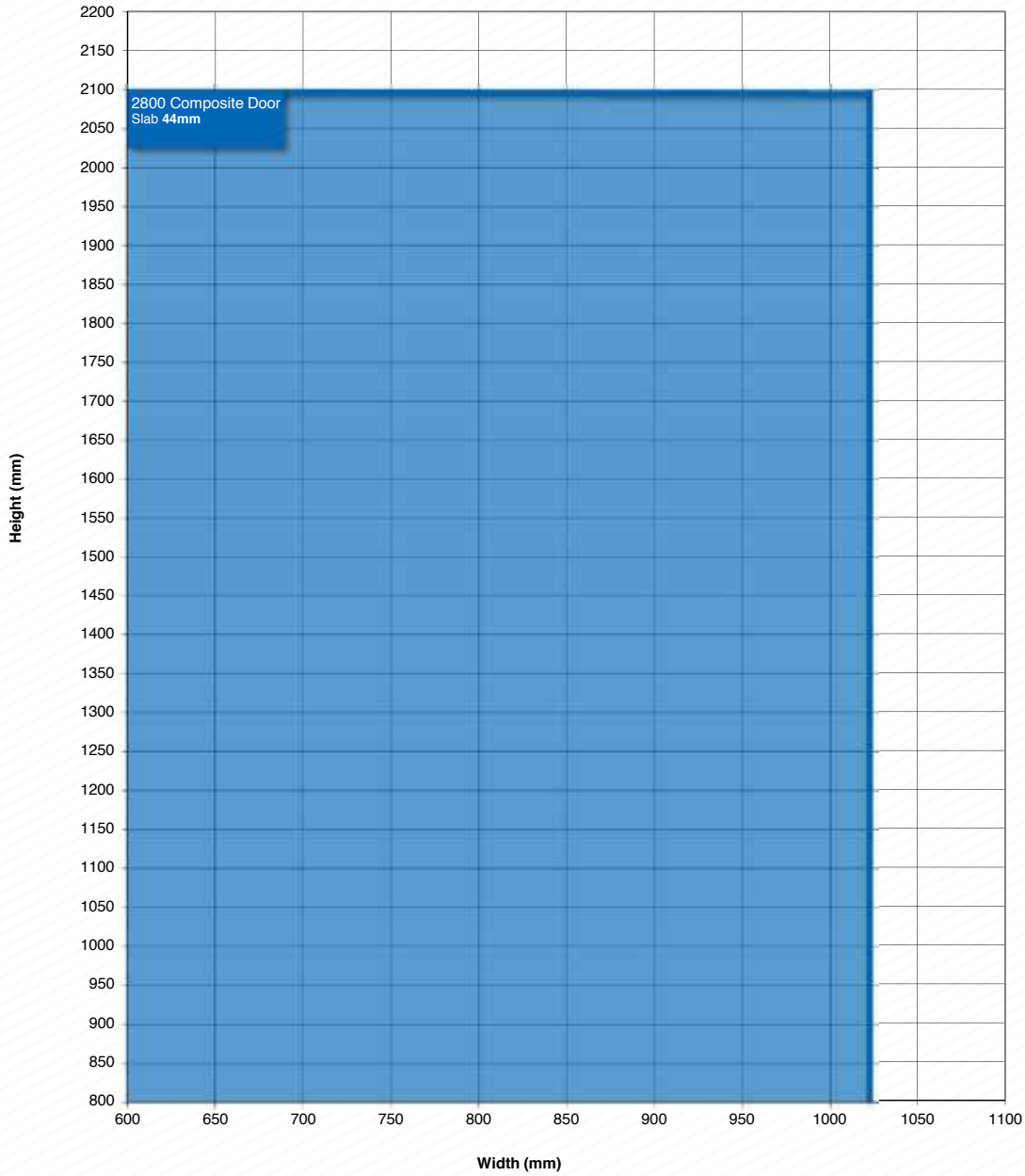
2800  
COMPOSITE  
DOOR



# HERITAGE 2800 COMPOSITE DOOR



## MAXIMUM FRAME DIMENSIONS



# HERITAGE 2800

## FRENCH DOOR

### FRAMING

- choice of three outer frame sizes (55mm, 70mm, 85mm)
- choice of three transom/mullion sizes (70mm, 85mm, 110mm)
- Part M compliant low threshold

### SEALS/GASKETS

- main profiles supplied with high-performance integral multifunctional seal/gasket

### REINFORCING

- galvanised steel profiles optimised for strength and rigidity
- optional thermal chamber insulator (TCI) for enhanced thermal performance and screw retention, frame only

### DOOR STYLES

- open in open-out
- fan lights and side-light frames

### FABRICATION

- fully welded construction
- mechanically joined transoms/mullions

### GLAZING

- glazing options from 3mm up to 40mm thickness
- Georgian bar

### ANCILLARIES

- frame extensions and cills
- lightweight and structural coupling members

### HARDWARE

- 18.5mm cavity depth
- 8mm sash cover
- 19mm rebate height

### SECURITY

- Kitemarked approved to PAS 24 enhanced security standard

### THERMAL INSULATION

- Ud 0.97 W/m<sup>2</sup>k
- DSER E to A+

### DESIGN

- complements classical and contemporary architecture
- personalise with glazing bead options
- white colour RAL 9016
- many foil colour options available from stock
- Decoroc® colours and more foils on request

## SIZE LIMITATION AND PERFORMANCE CHARACTERISTICS

### HERITAGE 2800 PVC-U DOOR SYSTEM

DOOR TYPE	LENGTH (MM) - MAXIMUM	HEIGHT (MM) - MAXIMUM	AIR PERMEABILITY CLASSIFICATION	WATER TIGHTNESS CLASSIFICATION	RESISTANCE TO WIND CLASSIFICATION	EXPOSURE CATEGORY AS GIVEN IN TABLE 1 OF BS 6375-1
-----------	--------------------------	--------------------------	------------------------------------	-----------------------------------	---	--

#### FRAME DIMENSIONS FOR DOORS WITH APPROVED OUTER FRAME AND SASH PROFILES

OPEN IN (MASTER LEAF) WITH LOW THRESHOLD	905	2090	4	3A	A3	1200
SLAVE LEAF	895	2090	4	3A	A3	1200
COUPLED SIDE PANEL	1100	2145	4	3A	A3	1200

#### OVERALL DIMENSIONS FOR DOORS WITH APPROVED OUTER FRAMES

DOUBLE LEAF OPEN IN	1800	2150	4	4A	A3	1200
DOUBLE LEAF OPEN OUT	1800	2150	3	6A	A3	1200



# HERITAGE 2800 FRENCH DOOR

deceuninck

n55Plus

riba  
product  
selector

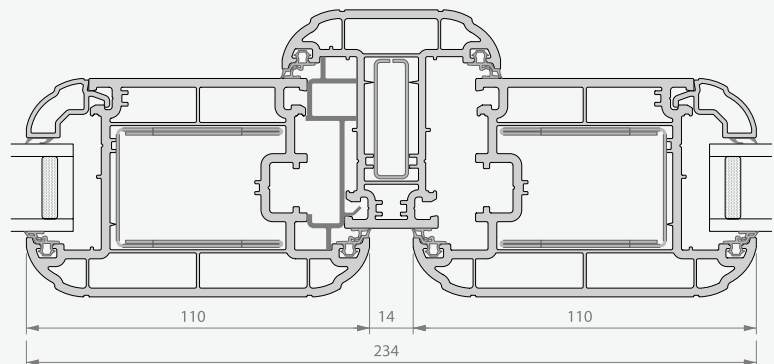
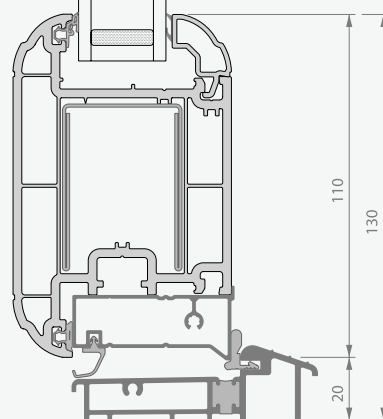
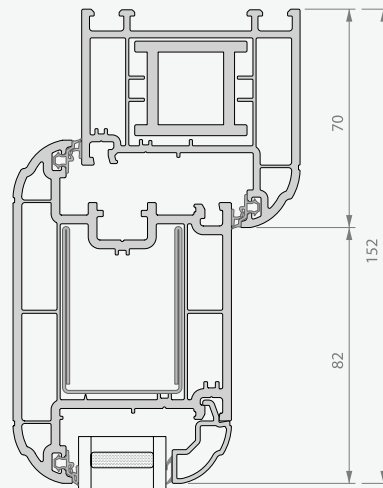
n55  
BIM

## TECHNICAL AND SPECIFICATION SUPPORT

Specification Support forms an essential link between architects, specifiers and approved Deceuninck fabricators and installers. The team provide informed guidance on the use of products, samples, drawings and specifications with contact maintained throughout each stage of a contract to completion.

Deceuninck can offer a technical design service for suitable schemes embracing:


- product selection and application
- technical review to confirm compliance with Building Regulations
- advice on exposure conditions
- wind load calculations
- framing construction and design solutions
- generation of scheme drawings for tendering purposes
- technical specification
- window samples for client/authority approval



deceuninck

# HERITAGE 2800 FRENCH DOOR

2800  
FRENCH  
DOOR

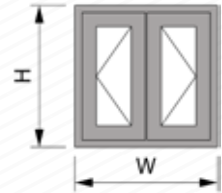



# HERITAGE 2800

## FRENCH DOOR

deceuninck

### MAXIMUM FRAME DIMENSIONS



# HERITAGE 2800

## FLUSH DOOR

### FRAMING

- one standard frame size (70mm)
- two PVC threshold sizes (50mm & 70mm)
- Part M compliant low threshold

### SEALS/GASKETS

- main profiles supplied with high-performance integral multifunctional seal/gasket

### REINFORCING

- dedicated galvanised steel profiles, optimised for strength and hardware compatibility

### DOOR STYLES

- open-out
- fan lights and coupled side-light frames

### FABRICATION

- fully welded construction

### GLAZING

- glazing options from 3mm up to 40mm thickness
- Georgian bar

### ANCILLARIES

- frame extensions and cills
- lightweight and structural coupling members

### HARDWARE

- 20mm cavity depth
- 8mm normal sash-frame gap
- 11mm rebate height

### SECURITY

- Kitemarked approved to PAS 24 enhanced security standard

### THERMAL INSULATION

- Ud 1.0 W/m<sup>2</sup>k
- DSER E to A

### DESIGN

- complements classical and contemporary architecture
- personalise with glazing bead options
- white colour RAL 9016
- many foil colour options available from stock
- Decoroc® colours and more foils on request

## SIZE LIMITATION AND PERFORMANCE CHARACTERISTICS

### HERITAGE 2800 PVC-U DOOR SYSTEM

DOOR TYPE	LENGTH (MM) - MAXIMUM	HEIGHT (MM) - MAXIMUM	AIR PERMEABILITY CLASSIFICATION	WATER TIGHTNESS CLASSIFICATION	RESISTANCE TO WIND CLASSIFICATION	EXPOSURE CATEGORY AS GIVEN IN TABLE 1 OF BS 6375-1
DOUBLE LEAF WITH LOW THRESHOLD	1990	2165	4	3A	A3	1200
DOUBLE LEAF WITH FULL FRAME	1990	2205	4	E1050	A3	1200
SINGLE LEAF WITH LOW THRESHOLD	1030	2165	4	9A	A3	1200
SINGLE LEAF WITH FULL FRAME	1030	2205	4	E1050	A3	1200

# HERITAGE 2800 FLUSH DOOR

deceuninck

n55Plus

riba  
product  
selector

n55  
BIM

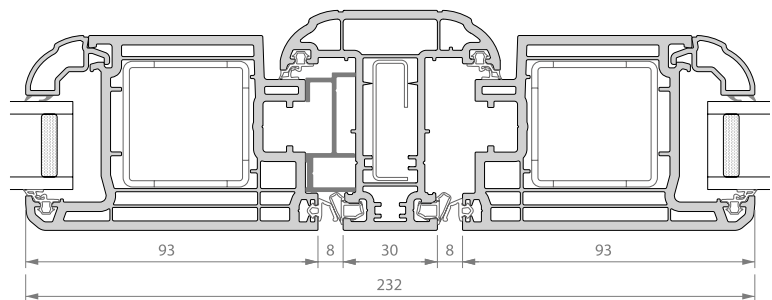
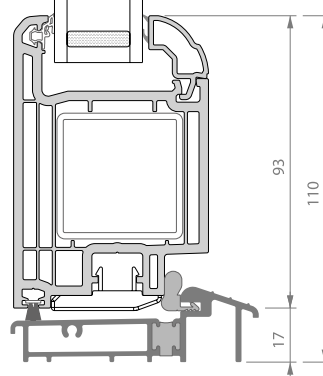
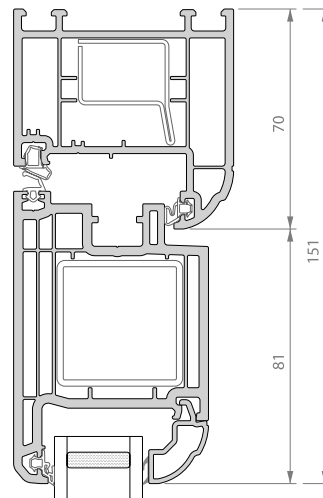
## TECHNICAL AND SPECIFICATION SUPPORT

Specification Support forms an essential link between architects, specifiers and approved Deceuninck fabricators and installers. The team provide informed guidance on the use of products, samples, drawings and specifications with contact maintained throughout each stage of a contract to completion.

Deceuninck can offer a technical design service for suitable schemes embracing:



- product selection and application
- technical review to confirm compliance with Building Regulations
- advice on exposure conditions
- wind load calculations
- framing construction and design solutions
- generation of scheme drawings for tendering purposes
- technical specification
- window samples for client/authority approval



deceuninck

## HERITAGE 2800 FLUSH DOOR

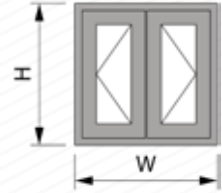
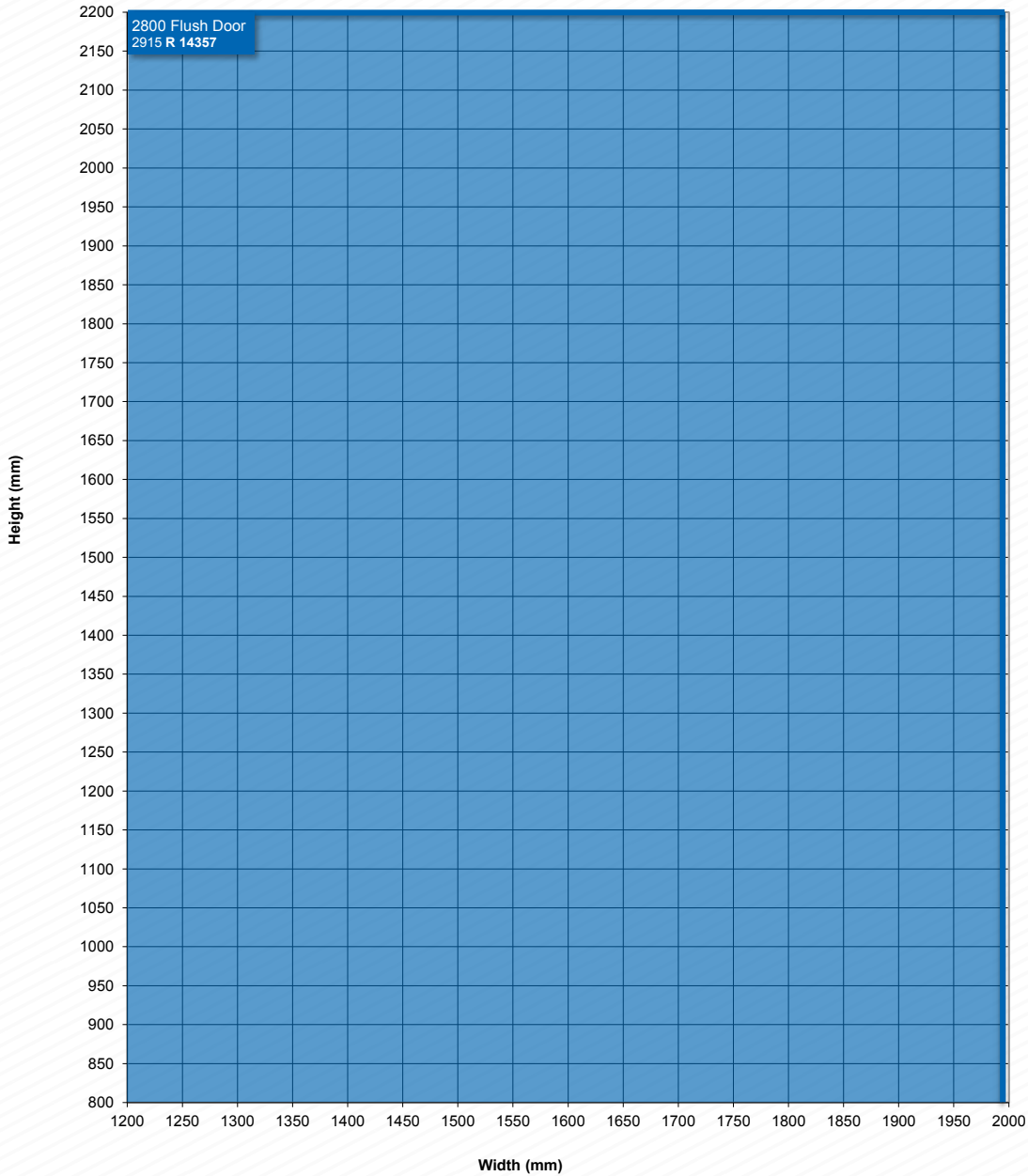
2800  
FLUSH  
DOOR



# HERITAGE 2800 FLUSH DOOR

deceuninck

## MAXIMUM FRAME DIMENSIONS



deceuninck

# CONTEMPORARY 5000 WINDOWS AND DOORS

## CLEAN LINES

A REVOLUTIONARY SYSTEM,  
WITH INNOVATION, ECOLOGY  
AND DESIGN AT ITS CORE





---

# CONTEMPORARY 5000

---

## WINDOWS AND DOORS

---

deceuninck



# CONTEMPORARY 5000

## TILT AND TURN

- FRAMING**
  - choice of three outer frame sizes (54mm, 64mm, 70mm)
- SEALS/GASKETS**
  - main profiles supplied with high-performance integral multifunctional seal/gasket
- REINFORCING**
  - galvanised steel profiles optimised for strength and rigidity
  - thermal reinforcement option, glass fibre reinforced sash
- WINDOW STYLES**
  - single, multi-light or coupled
  - turn only, tilt only, tilt before turn
- FABRICATION**
  - fully welded construction
  - mechanically joined transoms/mullions
- GLAZING**
  - choice of four glazing bead styles
  - glazing options from 5mm up to 54mm thickness
  - Georgian bar
- ANCILLARIES**
  - frame extensions and cills
  - lightweight and structural coupling members
- HARDWARE**
  - 18.5mm cavity depth
  - 8mm sash cover
  - 17mm rebate height
- SECURITY**
  - Kitemarked approved to PAS 24 enhanced security standard
- THERMAL INSULATION**
  - Uw 0.84 W/m<sup>2</sup>k
  - WER C to A++
- ACOUSTIC PERFORMANCE**
  - Rw (C ; Ctr) 44 (-2 ; -4) dB
  - Rw (C ; Ctr) 46 (-2 ; -5) dB
  - Rw (C ; Ctr) 46 (-1 ; -3) dB (Neo)
- DESIGN**
  - patented Linktrusion® technology for enhanced thermal and structural performance
  - complements classical and contemporary architecture
  - 100% recyclable
  - personalise with glazing bead options
  - white colour RAL 9016
  - foil colour options available from stock
  - Decoroc® colours and more foils on request

### SIZE LIMITATION AND PERFORMANCE CHARACTERISTICS

WINDOW TYPE	LENGTH (MM) - MAXIMUM	HEIGHT (MM) - MAXIMUM	PERIMETER (MM) - MAXIMUM	TRANSOM/MULLION LENGTH (MM) INC. FRAME - MAXIMUM	AIR PERMEABILITY CLASSIFICATION	WATER TIGHTNESS CLASSIFICATION	RESISTANCE TO WIND CLASSIFICATION	EXPOSURE CATEGORY AS GIVEN IN TABLE 1 OF BS 6375-1
-------------	--------------------------	--------------------------	-----------------------------	--	------------------------------------	-----------------------------------	---	--

SASH DIMENSIONS FOR WINDOWS WITH APPROVED SASH PROFILES:

SLIM TILT/TURN STEEL REINFORCED SASH	1200	1500	-	1500	4	9A	A5	2000
STANDARD TILT/TURN STEEL REINFORCED SASH	1500	1500	-	1400	4	8A	A5	2000
NEO TILT/TURN FRENCH OPENER	1530	2180	-	1500	4	7A	A3	1200

OVERALL DIMENSIONS FOR WINDOWS WITH APPROVED OUTER FRAME PROFILES:

FIXED	3000	3000	8000	-	4	9A	A5	2000
-------	------	------	------	---	---	----	----	------

OVERALL DIMENSIONS FOR APPROVED OUTER FRAMES AND TRANSOM/MULLION PROFILES:

MULTI-LIGHT - STEEL TRANSOM/MULLION REINFORCEMENT	2400	2400	7600	1400	A4	9A	A5	2000
---	------	------	------	------	----	----	----	------

# CONTEMPORARY 5000

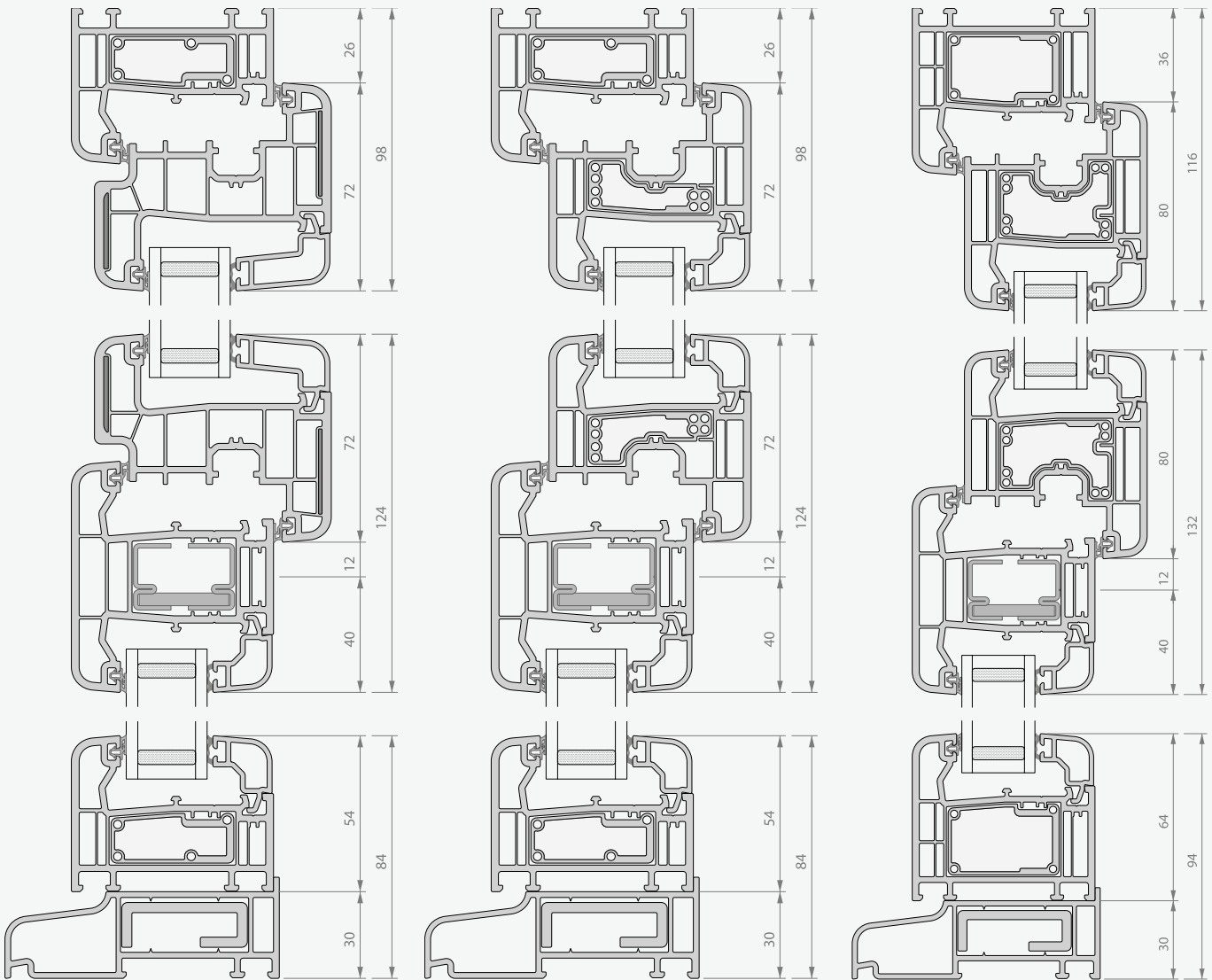
## TILT AND TURN VERTICAL SECTION



### NEO

### SLIM

### STANDARD



deceuninck

**CONTEMPORARY 5000**  
TILT AND TURN WINDOW

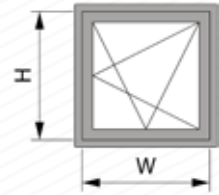

5000  
TILT & TURN



# CONTEMPORARY 5000 NEO TILT AND TURN WINDOW



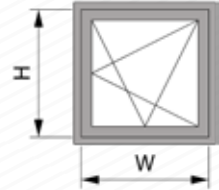

## MAXIMUM SASH DIMENSIONS



# CONTEMPORARY 5000

## SLIM TILT AND TURN WINDOW

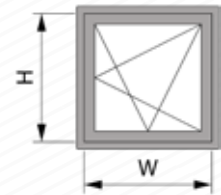

MAXIMUM SASH DIMENSIONS



# CONTEMPORARY 5000 STANDARD TILT AND TURN WINDOW

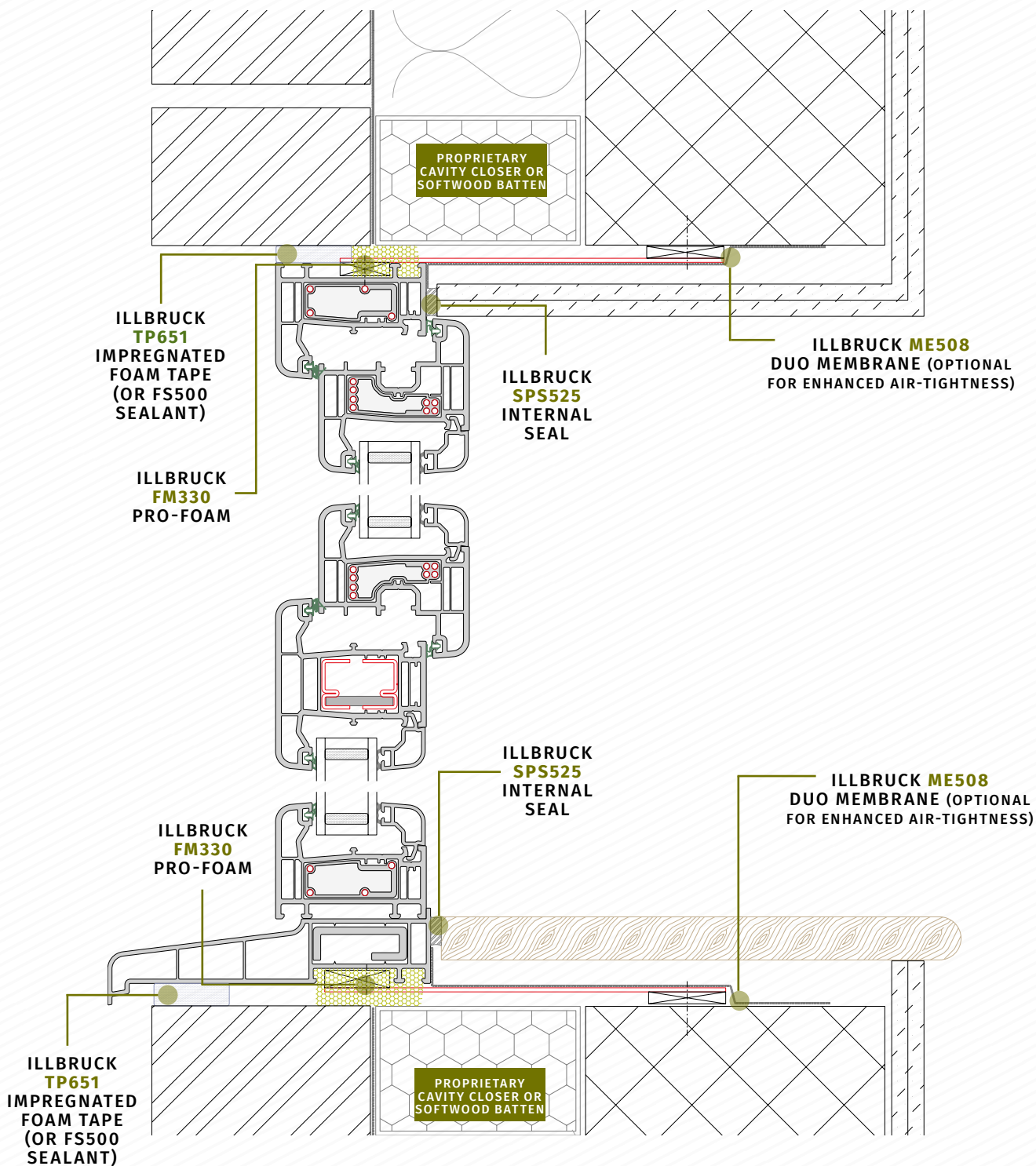


## MAXIMUM SASH DIMENSIONS



# CONTEMPORARY 5000

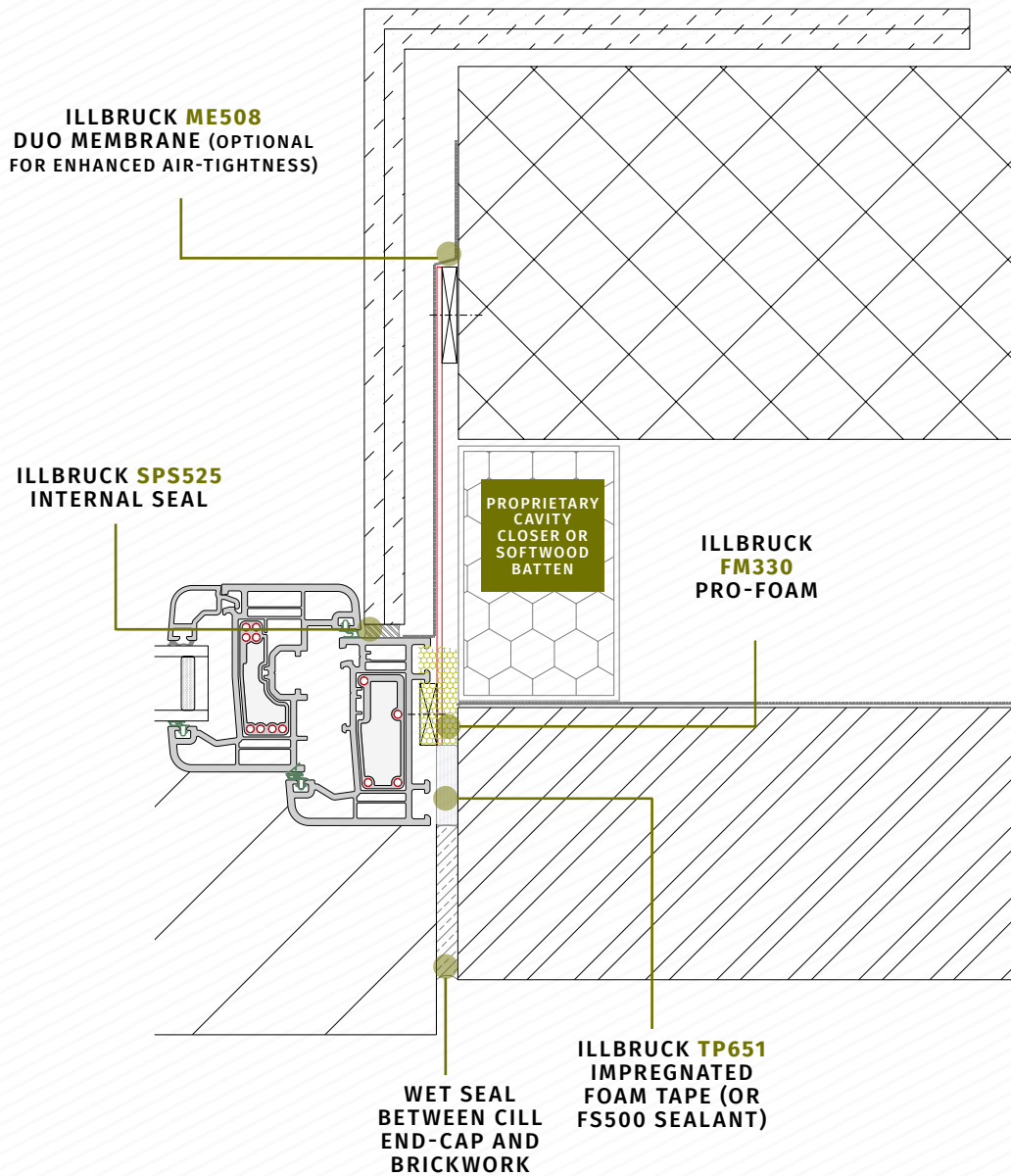
## TILT AND TURN BRICK-BLOCK





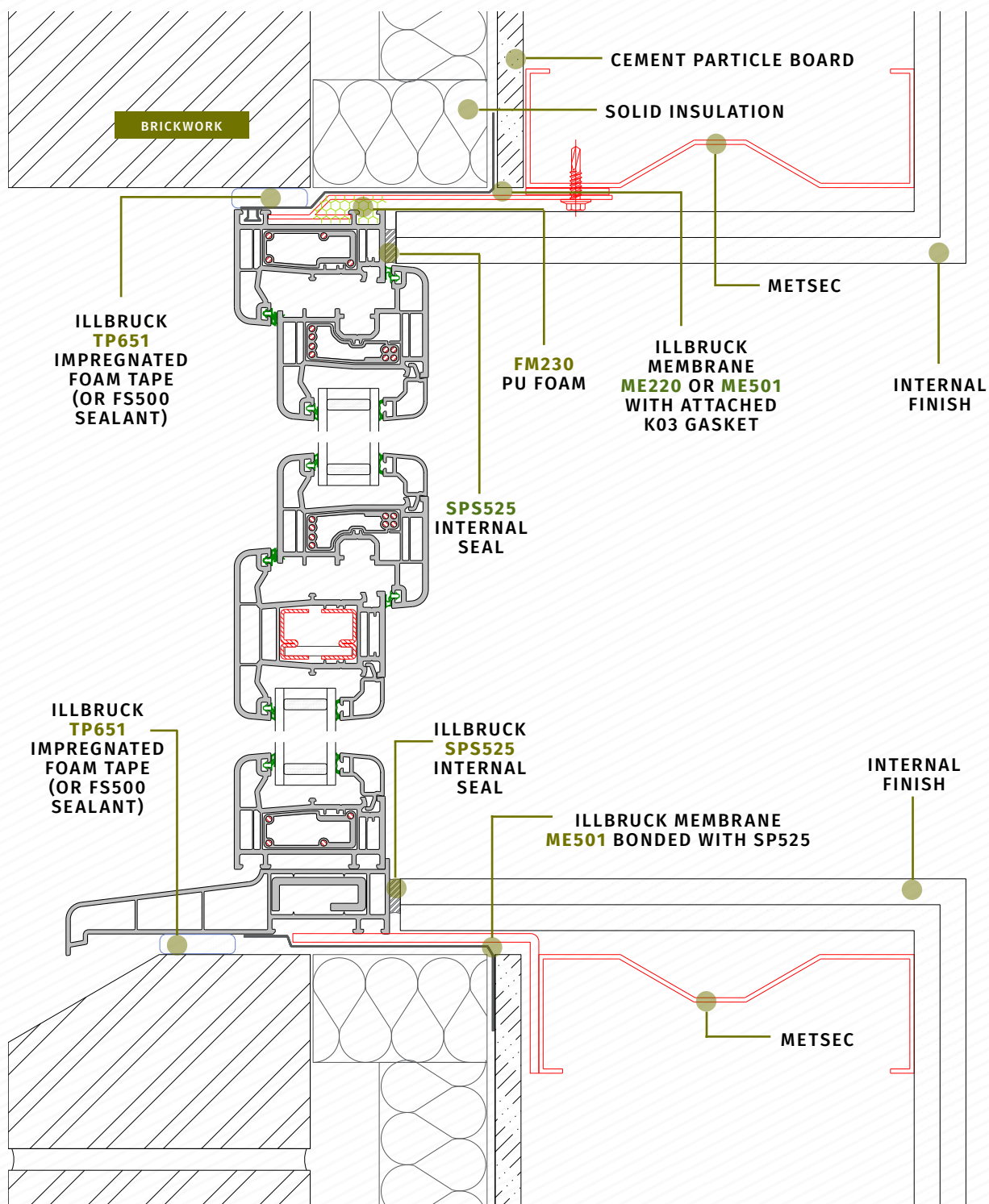
# CONTEMPORARY 5000 TILT AND TURN BRICK-BLOCK

deceuninck



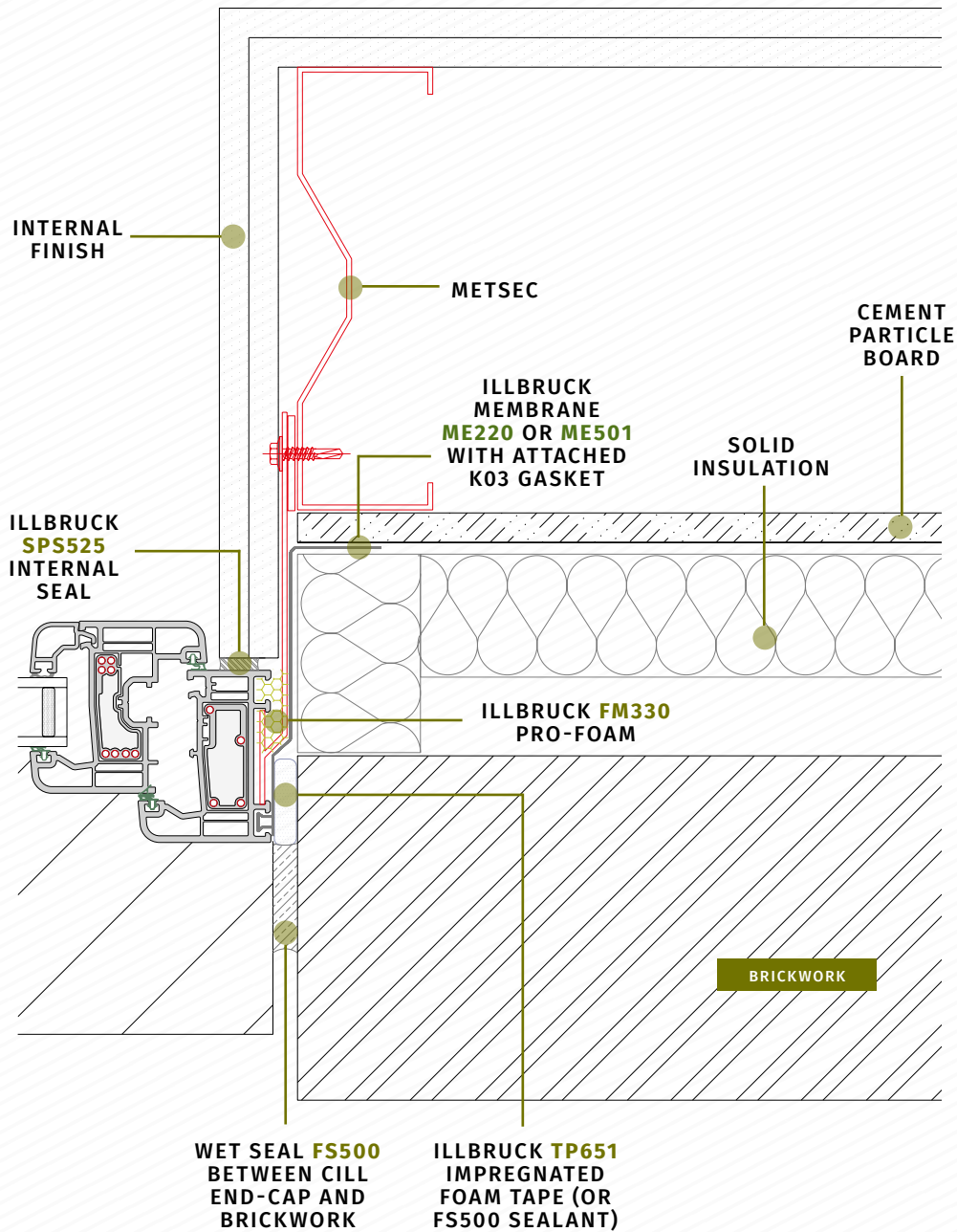
# CONTEMPORARY 5000

## TILT AND TURN BRICK-MESTEC



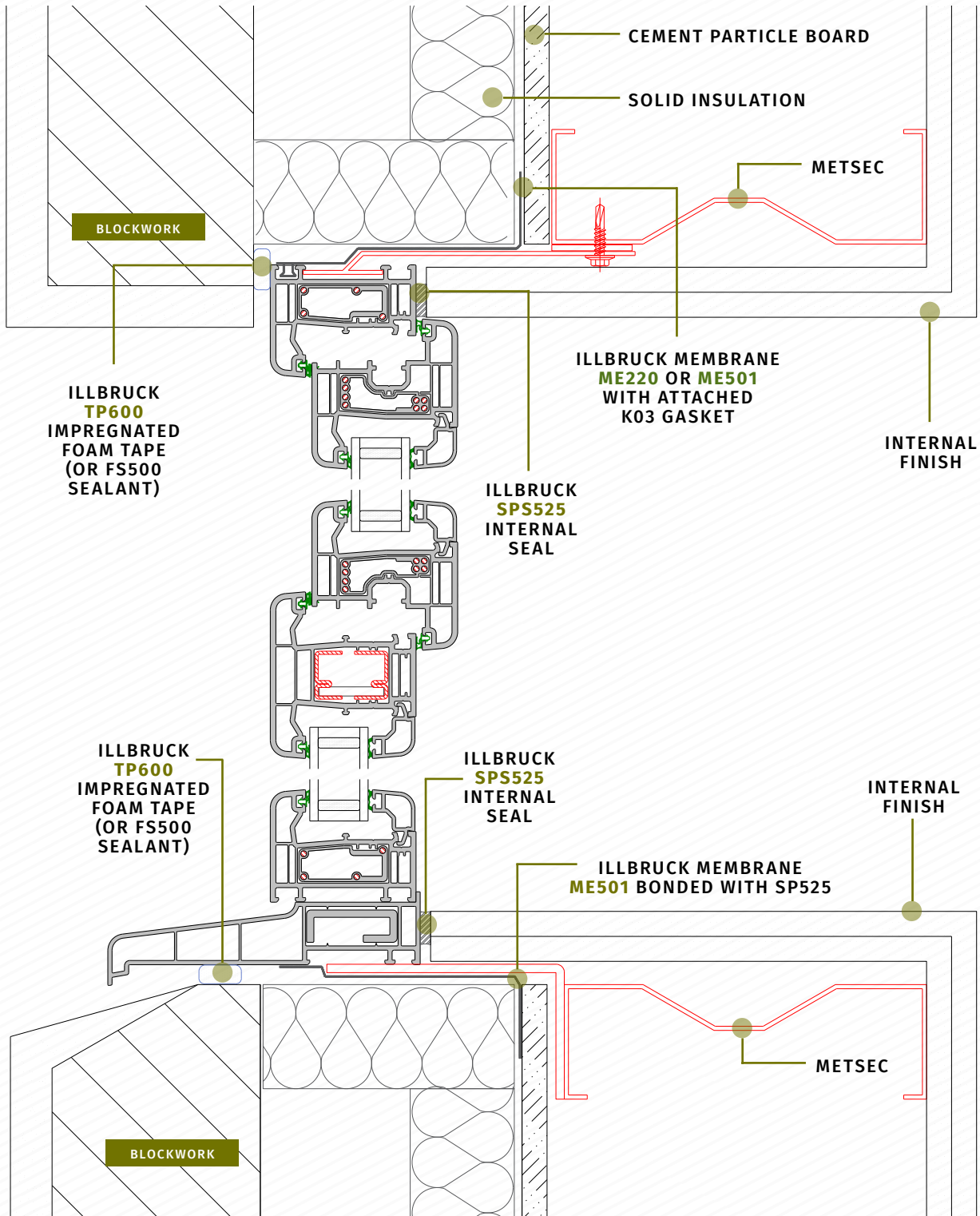
# CONTEMPORARY 5000 TILT AND TURN BRICK-MESTEC

deceuninck



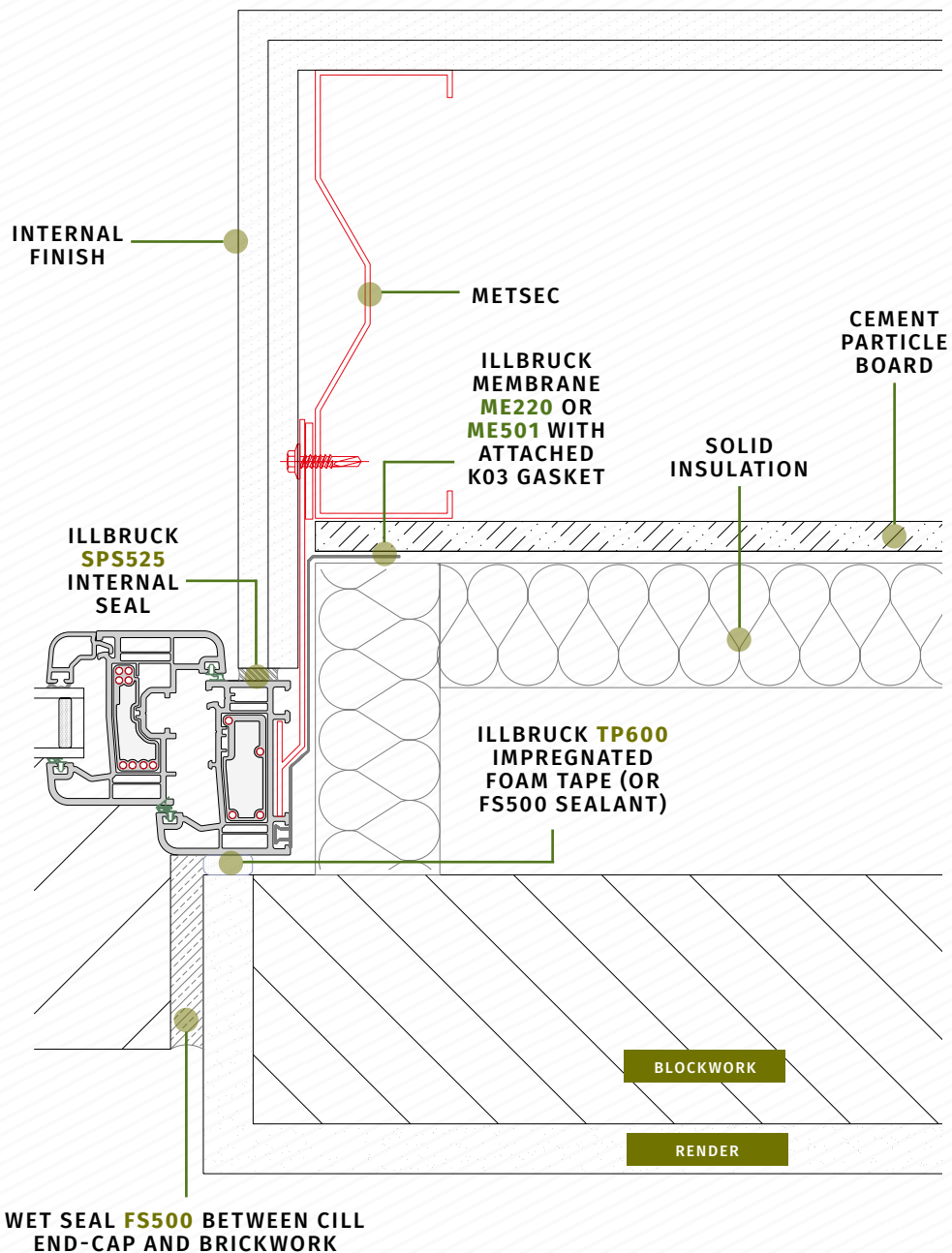
# CONTEMPORARY 5000

## TILT AND TURN BLOCK-MESTEC



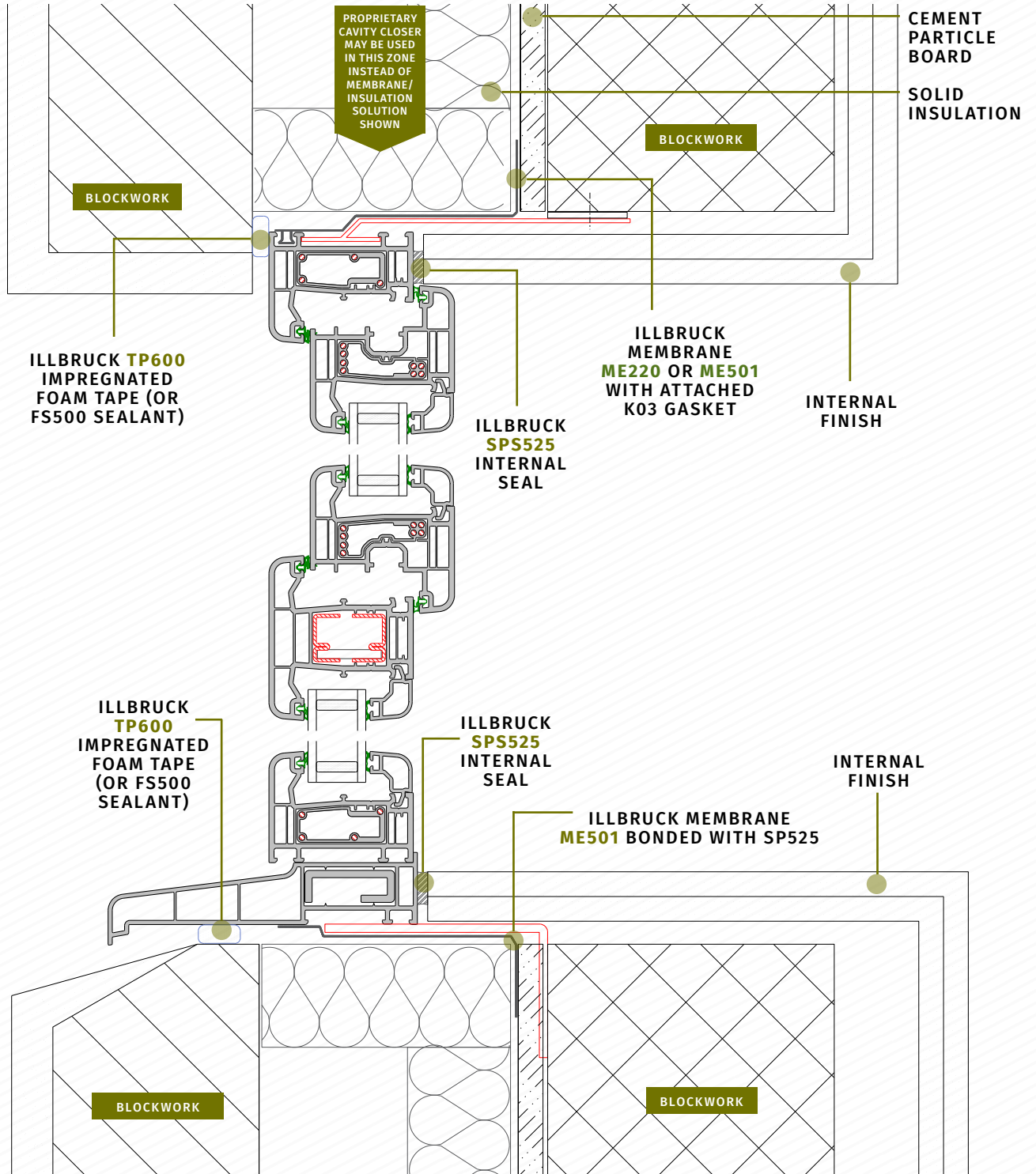
# CONTEMPORARY 5000 TILT AND TURN BLOCK-MESTEC

deceuninck



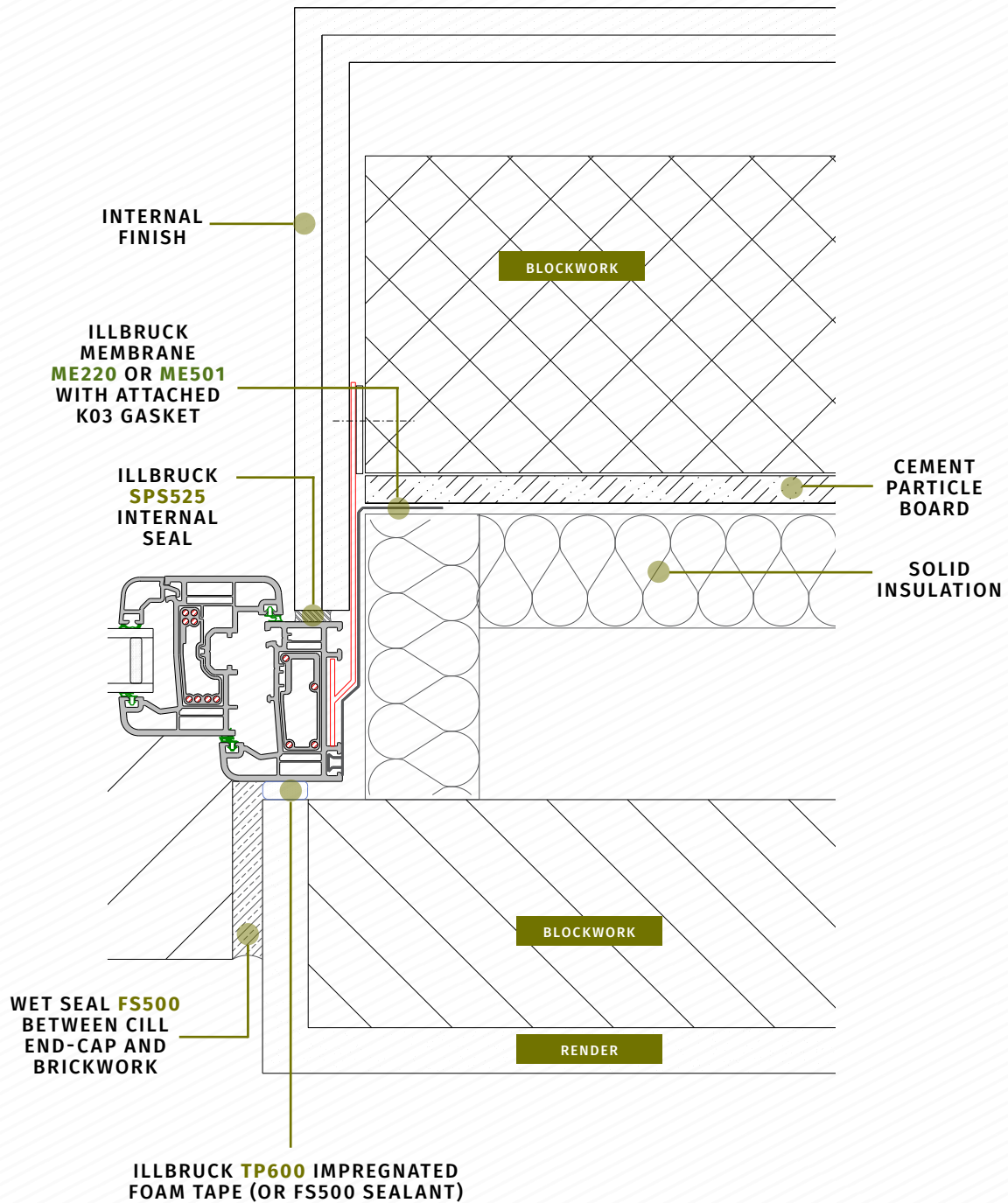
# CONTEMPORARY 5000

## TILT AND TURN BLOCK-BLOCK



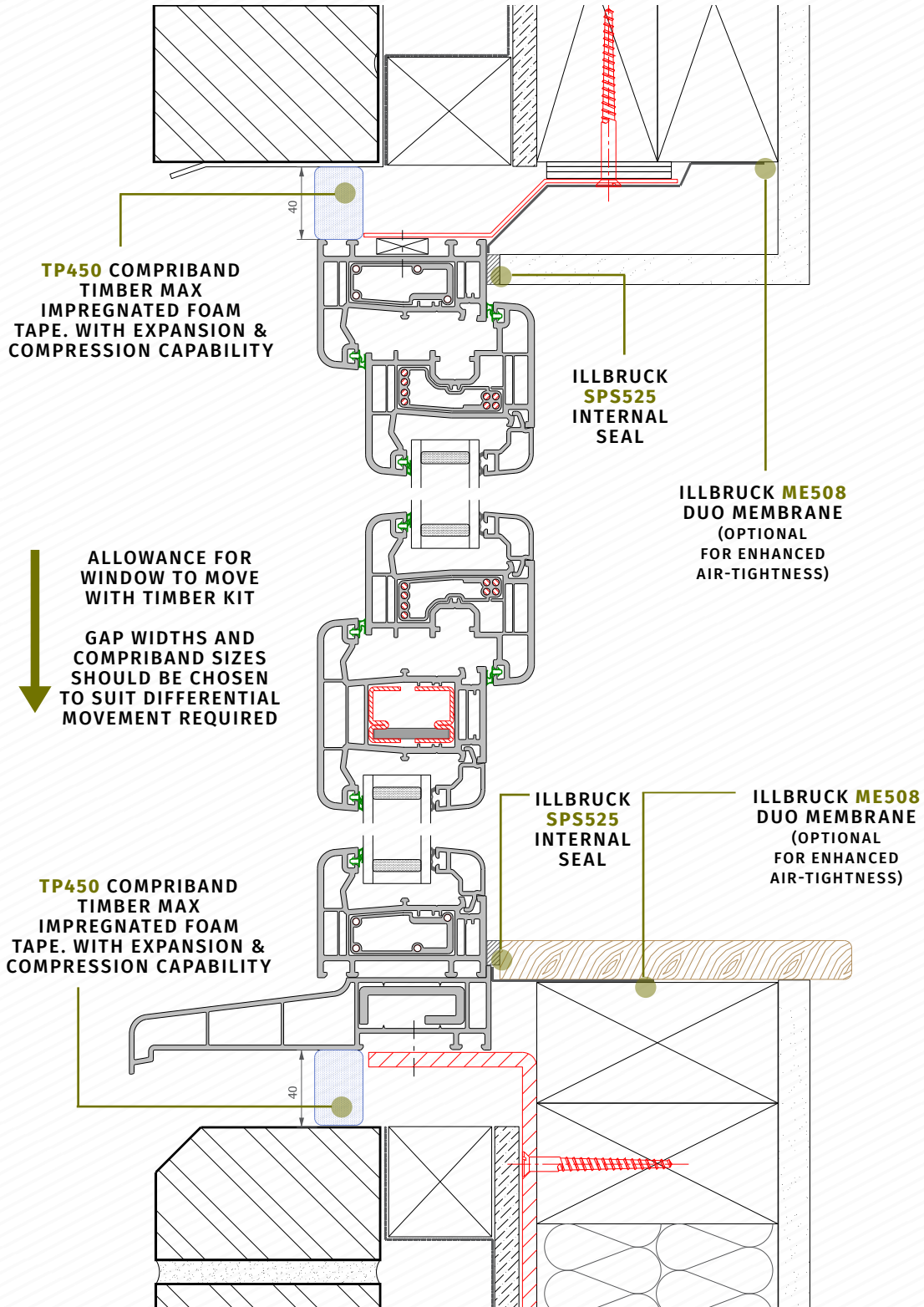
# CONTEMPORARY 5000 TILT AND TURN BLOCK-BLOCK

deceuninck



# CONTEMPORARY 5000

## TILT AND TURN TIMBER FRAME



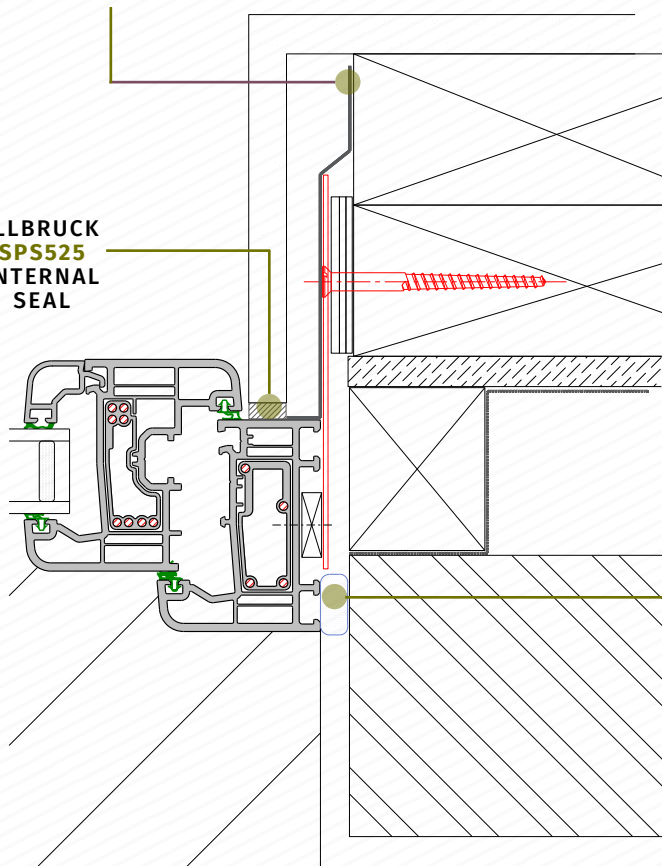


# CONTEMPORARY 5000 TILT AND TURN TIMBER FRAME

deceuninck

ILLBRUCK **ME508**  
DUO MEMBRANE  
(OPTIONAL  
FOR ENHANCED  
AIR-TIGHTNESS)

ILLBRUCK  
**SPS525**  
INTERNAL  
SEAL



COMPRIBAND **600** OR  
COMPRIBAND **E** TIMBER  
MAX IMPREGNATED  
FOAM TAPE  
(TO BE BETWEEN TWO FLAT  
PARALLEL SURFACES)

# CONTEMPORARY 5000

## RESIDENTIAL DOOR

### FRAMING

- choice of three outer frame sizes (54mm, 64mm, 70mm)
- Part M compliant low threshold

### SEALS/GASKETS

- main profiles supplied with high-performance integral multifunctional seal/gasket

### REINFORCING

- galvanised steel profiles optimised for strength and rigidity
- thermal reinforcement option, glass fibre reinforced sash

### DOOR STYLES

- single doors; open in/out
- fan lights and side-light frames

### FABRICATION

- fully welded construction
- mechanically joined transoms/mullions

### GLAZING

- choice of four glazing bead styles
- glazing options from 17mm up to 54mm thickness
- Georgian bar

### ANCILLARIES

- frame extensions and cills
- lightweight and structural coupling members

### HARDWARE

- 18.5mm cavity depth
- 8mm sash cover
- 17mm rebate height

### SECURITY

- Kitemarked approved to PAS 24 enhanced security standard

### THERMAL INSULATION

- Ud 0.79 W/m<sup>2</sup>k
- DSER E to A++

### DESIGN

- patented Linktrusion® technology for enhanced thermal and structural performance
- complements classical and contemporary architecture
- semi-flush external contour
- 100% recyclable
- personalise with glazing bead options
- white colour RAL 9016
- many foil colour options available from stock
- Decoroc® colours and more foils on request

## SIZE LIMITATION AND PERFORMANCE CHARACTERISTICS

### CONTEMPORARY 5000 PVC-U DOOR SYSTEM

DOOR TYPE	LENGTH (MM) - MAXIMUM	HEIGHT (MM) - MAXIMUM	AIR PERMEABILITY CLASSIFICATION	WATER TIGHTNESS CLASSIFICATION	RESISTANCE TO WIND CLASSIFICATION	EXPOSURE CATEGORY AS GIVEN IN TABLE 1 OF BS 6375-1
-----------	--------------------------	--------------------------	------------------------------------	-----------------------------------	---	--

SASH DIMENSIONS FOR DOORS WITH APPROVED OUTER FRAME AND SASH PROFILES

OPEN IN SINGLE LEAF	1050	2415	2	7A	A3	1200
---------------------	------	------	---	----	----	------

# CONTEMPORARY 5000 RESIDENTIAL DOOR

deceuninck

n55Plus

riba  
product  
selector

n55  
BIM



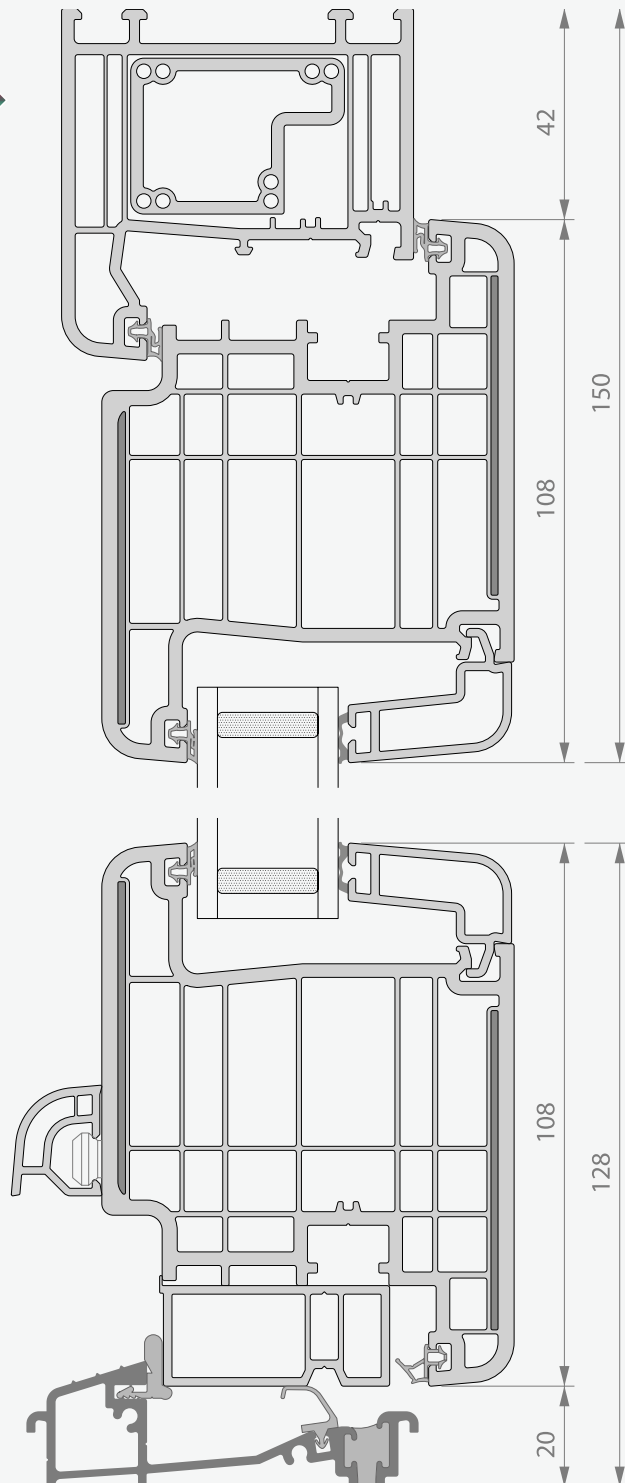
## TECHNICAL AND SPECIFICATION SUPPORT

Specification Support forms an essential link between architects, specifiers and approved Deceuninck fabricators and installers. The team provide informed guidance on the use of products, samples, drawings and specifications with contact maintained throughout each stage of a contract to completion.

Deceuninck can offer a technical design service for suitable schemes embracing:



- product selection and application
- technical review to confirm compliance with Building Regulations
- advice on exposure conditions
- wind load calculations
- framing construction and design solutions
- generation of scheme drawings for tendering purposes
- technical specification
- window samples for client/authority approval





# CONTEMPORARY 5000 RESIDENTIAL DOOR



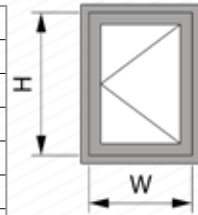
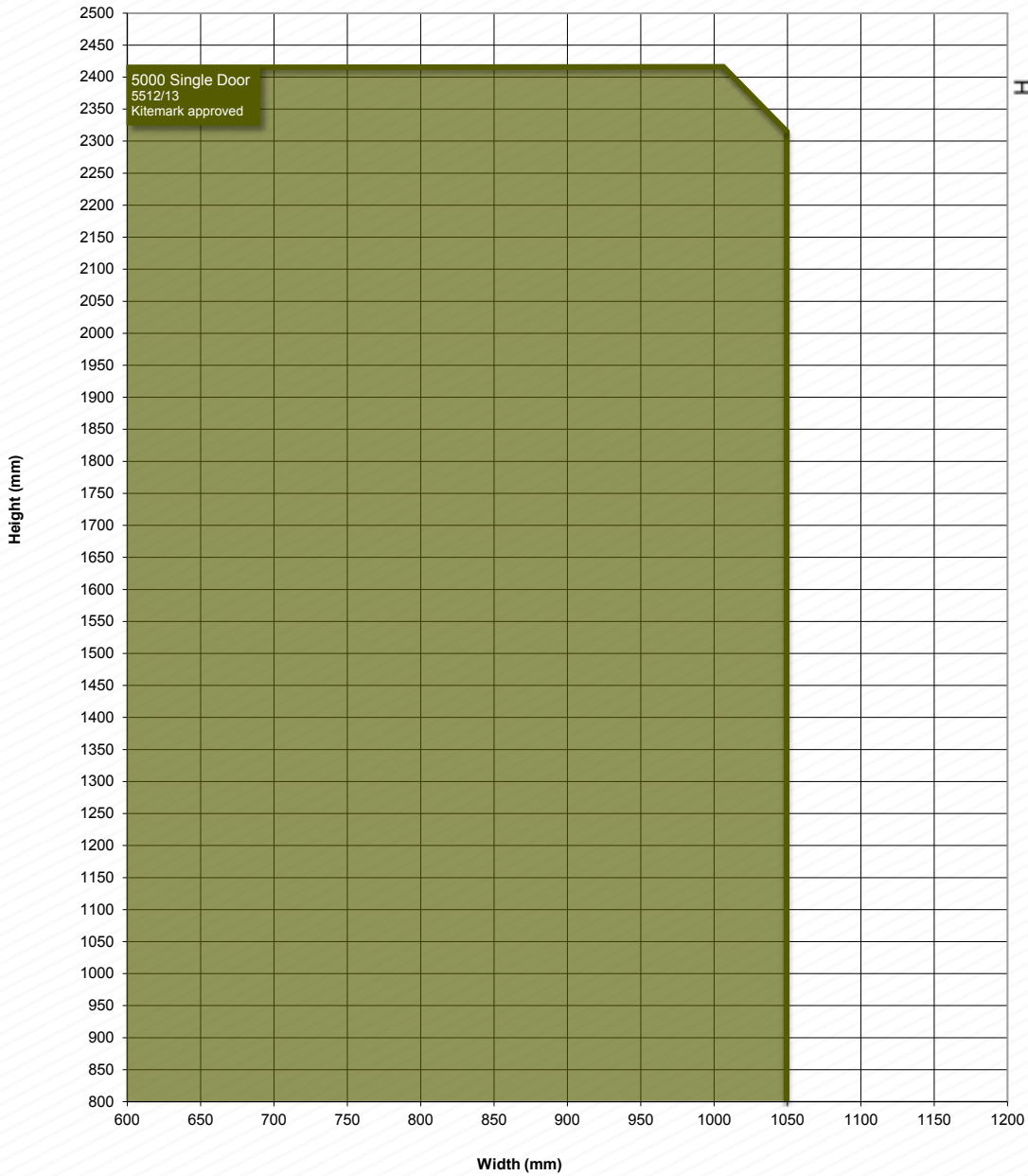
COMBINING NEW MATERIALS AND PROCESSES  
LINKTRUSION® INCREASES MAXIMUM PRODUCT  
SIZES AND IMPROVES THERMAL PERFORMANCE



# CONTEMPORARY 5000 RESIDENTIAL DOOR

deceuninck

## MAXIMUM SASH DIMENSIONS



# CONTEMPORARY 5000

## FRENCH DOOR

### FRAMING

- choice of three outer frame sizes (54mm, 64mm, 70mm)
- Part M compliant low threshold

### SEALS/GASKETS

- main profiles supplied with high-performance integral multifunctional seal/gasket

### REINFORCING

- galvanised steel profiles optimised for strength and rigidity
- thermal reinforcement option, glass fibre reinforced steel

### DOOR STYLES

- open in open-out
- fan lights and side-light frames

### FABRICATION

- fully welded construction
- mechanically joined transoms/mullions

### GLAZING

- choice of four glazing bead styles
- glazing options from 17mm up to 54mm thickness
- Georgian bar

### ANCILLARIES

- frame extensions and cills
- lightweight and structural coupling members

### HARDWARE

- 18.5mm cavity depth
- 8mm sash cover
- 17mm rebate height

### SECURITY

- Kitemarked approved to PAS 24 enhanced security standard

### THERMAL INSULATION

- Ud 0.78 W/m<sup>2</sup>k
- DSER E to A++

### DESIGN

- patented Linktrusion® technology for enhanced thermal and structural performance
- complements classical and contemporary architecture
- semi-flush external contour
- 100% recyclable
- personalise with glazing bead options
- white colour RAL 9016
- many foil colour options available from stock
- Decoroc® colours and more foils on request

## SIZE LIMITATION AND PERFORMANCE CHARACTERISTICS

### CONTEMPORARY 5000 PVC-U DOOR SYSTEM

DOOR TYPE	LENGTH (MM) - MAXIMUM	HEIGHT (MM) - MAXIMUM (INCLUDING CILL)	AIR PERMEABILITY CLASSIFICATION	WATER TIGHTNESS CLASSIFICATION	RESISTANCE TO WIND CLASSIFICATION	EXPOSURE CATEGORY AS GIVEN IN TABLE 1 OF BS 6375-1:2009
-----------	--------------------------	--	------------------------------------	-----------------------------------	---	--

SASH DIMENSIONS FOR DOORS WITH APPROVED OUTER FRAME AND SASH PROFILES

OPEN IN (MASTER LEAF)	1050	2415	2	7A	A3	1200
SLAVE LEAF	1050	2415	2	7A	A3	1200
DOUBLE LEAF OPEN IN	2200	2500	2	7A	A3	1200
DOUBLE LEAF OPEN OUT	2200	2500	2	7A	A3	1200

# CONTEMPORARY 5000 FRENCH DOOR

deceuninck

n55Plus

riba  
product  
selector

n55  
BIM



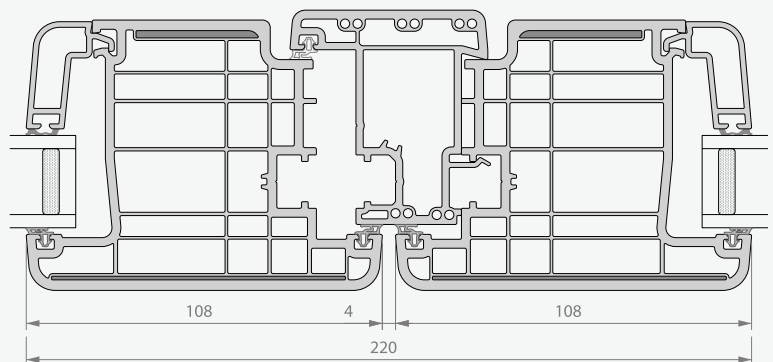
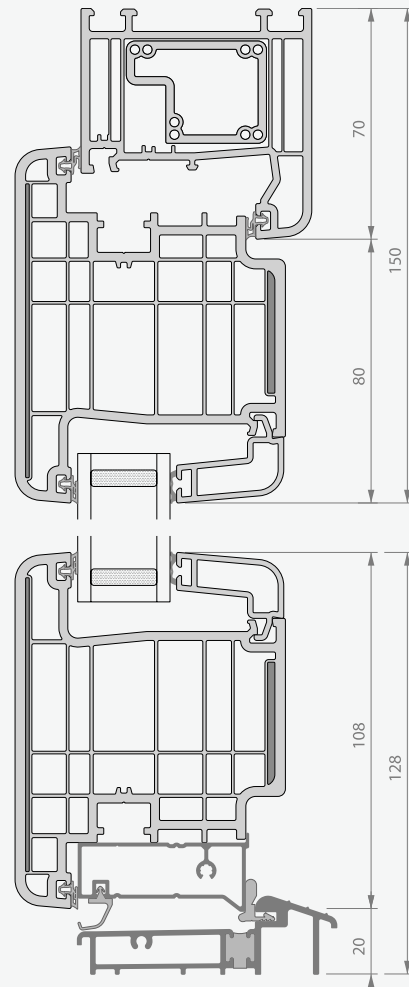
## TECHNICAL AND SPECIFICATION SUPPORT

Specification Support forms an essential link between architects, specifiers and approved Deceuninck fabricators and installers. The team provide informed guidance on the use of products, samples, drawings and specifications with contact maintained throughout each stage of a contract to completion.

Deceuninck can offer a technical design service for suitable schemes embracing:



- product selection and application
- technical review to confirm compliance with Building Regulations
- advice on exposure conditions
- wind load calculations
- framing construction and design solutions
- generation of scheme drawings for tendering purposes
- technical specification
- window samples for client/authority approval



deceuninck

# CONTEMPORARY 5000

## FRENCH DOOR

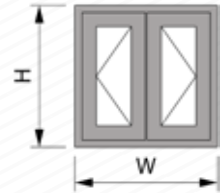
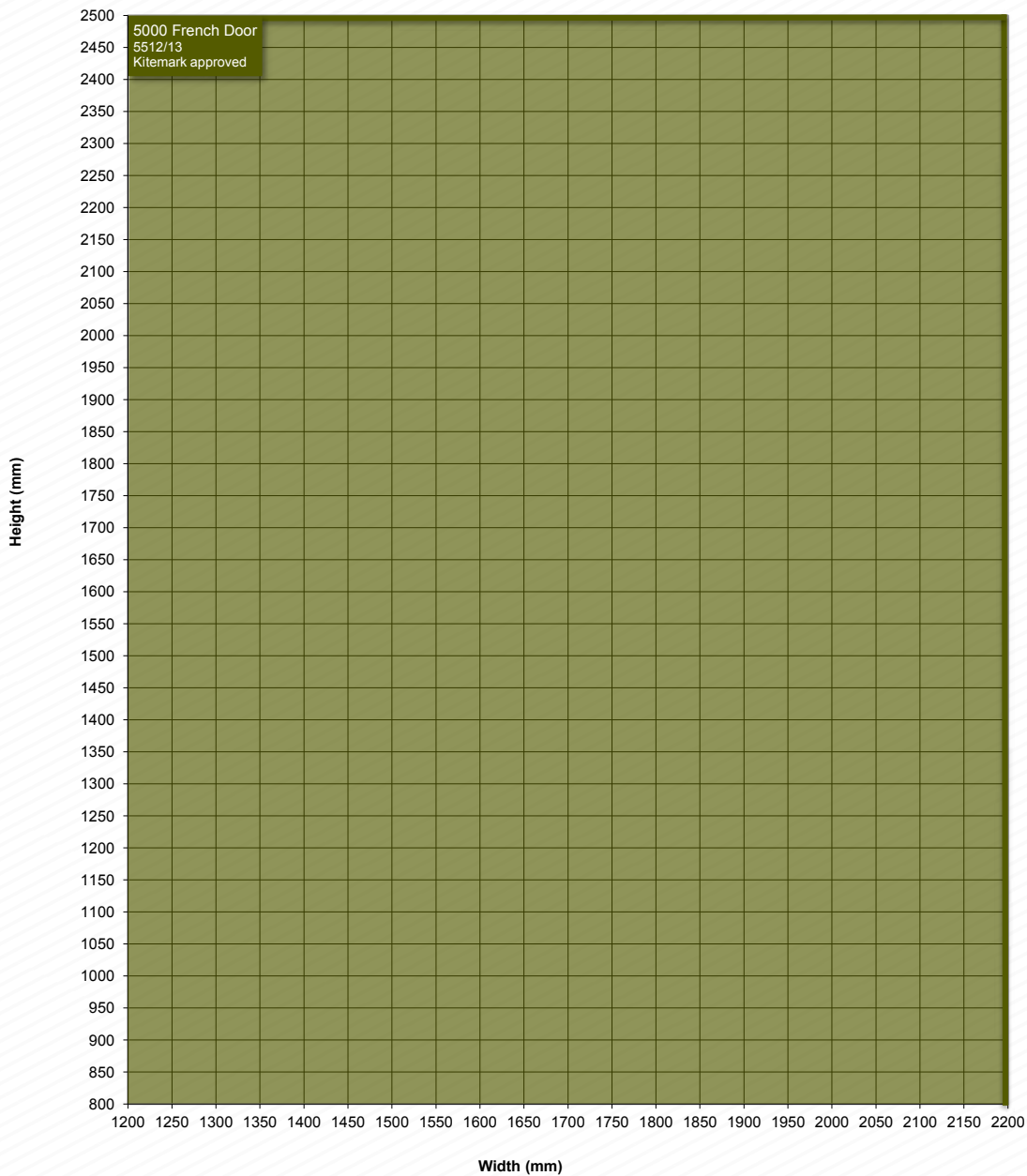




# CONTEMPORARY 5000 FRENCH DOOR

deceuninck

## MAXIMUM FRAME DIMENSIONS



# DECEUNINCK

## FULLY REVERSIBLE WINDOW

### FRAMING

- dedicated frame, sash and transom/mullion profiles

### SEALS/GASKETS

- main profiles supplied with high-performance integral multifunctional seal/gasket
- unique arrow foot design woolpile (3rd seal)

### REINFORCING

- galvanised steel profiles optimised for strength, rigidity and hardware fixing
- thermal reinforcement option for the outer frame

### WINDOW STYLES

- single opening with or without a combined fixed light
- multilights combining the above elements

### FABRICATION

- fully welded construction

### GLAZING

- choice of two glazing bead styles
- glazing options from 5mm up to 42mm thickness
- Georgian bar

### ANCILLARIES

- frame extensions, cills and head drip
- lightweight and structural coupling members
- dedicated cavity locking block

### HARDWARE

- fully compatible with both Peder Nielsen (PN) and Yale reversible hinge systems
- typical espagnolette locking as standard

### SECURITY

- Kitemarked approved to PAS 24 enhanced security standard

### THERMAL INSULATION

- Uw 0.96 W/m<sup>2</sup>k
- WER C to A+

### ACOUSTIC PERFORMANCE

- Rw (C ; Ctr) 41 (-1 ; -4) dB

### DESIGN

- reduced rebate height provides improved frame installation
- flush finish
- patented Linktrusion® technology for enhanced thermal and structural performance
- complements classical and contemporary architecture
- personalise with glazing bead options
- white colour RAL 9016
- oil colour options available from stock
- Decoroc® colours and more foils on request

## SIZE LIMITATION AND PERFORMANCE CHARACTERISTICS

WINDOW TYPE	LENGTH (MM) - MAXIMUM	HEIGHT (MM) - MAXIMUM	AREA (M <sup>2</sup> ) - MAXIMUM	FRICTION STAYS (UP TO & INCLUDING)	TRANSOM/MULLION LENGTH (MM) INC. FRAME - MAXIMUM	AIR PERMEABILITY CLASSIFICATION	WATER TIGHTNESS CLASSIFICATION	RESISTANCE TO WIND CLASSIFICATION	EXPOSURE CATEGORY AS GIVEN IN TABLE 1 OF BS 6375-1
-------------	--------------------------	--------------------------	-------------------------------------	---------------------------------------	--	------------------------------------	-----------------------------------	--------------------------------------	--

### SASH DIMENSIONS FOR WINDOWS WITH APPROVED SASH PROFILES

FULLY REVERSIBLE	1400	1400	-	51"	-	4	E1050	AE	2400
FIXED	2000	2000	4	-	-	4	9A	A5	2000

### OVERALL DIMENSIONS FOR APPROVED OUTER FRAMES AND TRANSOM/MULLION PROFILES

MULTILIGHT - STEEL TRANSOM/MULLION REINFORCEMENT	2400	2400	7600	-	1400	4	9A	A5	2000
--	------	------	------	---	------	---	----	----	------

# FULLY REVERSIBLE WINDOW VERTICAL SECTION

deceuninck

nbsPlus

riba  
product  
selector

nbs  
BIM

## TECHNICAL AND SPECIFICATION SUPPORT

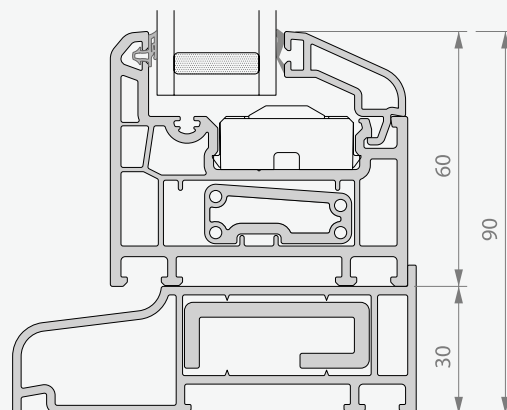
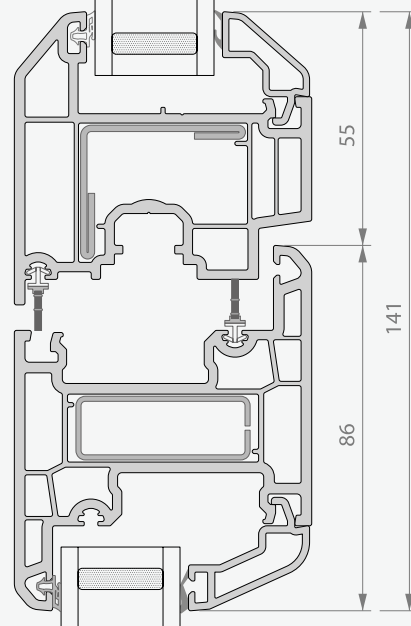
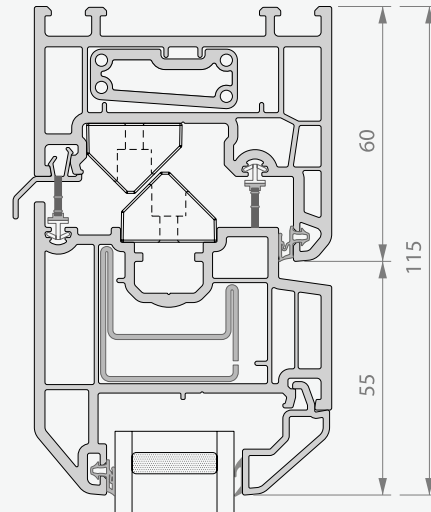
Specification Support forms an essential link between architects, specifiers and approved Deceuninck fabricators and installers. The team provide informed guidance on the use of products, samples, drawings and specifications with contact maintained throughout each stage of a contract to completion.

Deceuninck can offer a technical design service for suitable schemes embracing:

A



- product selection and application
- technical review to confirm compliance with Building Regulations
- advice on exposure conditions
- wind load calculations
- framing construction and design solutions
- generation of scheme drawings for tendering purposes
- technical specification
- window samples for client/authority approval

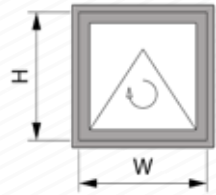
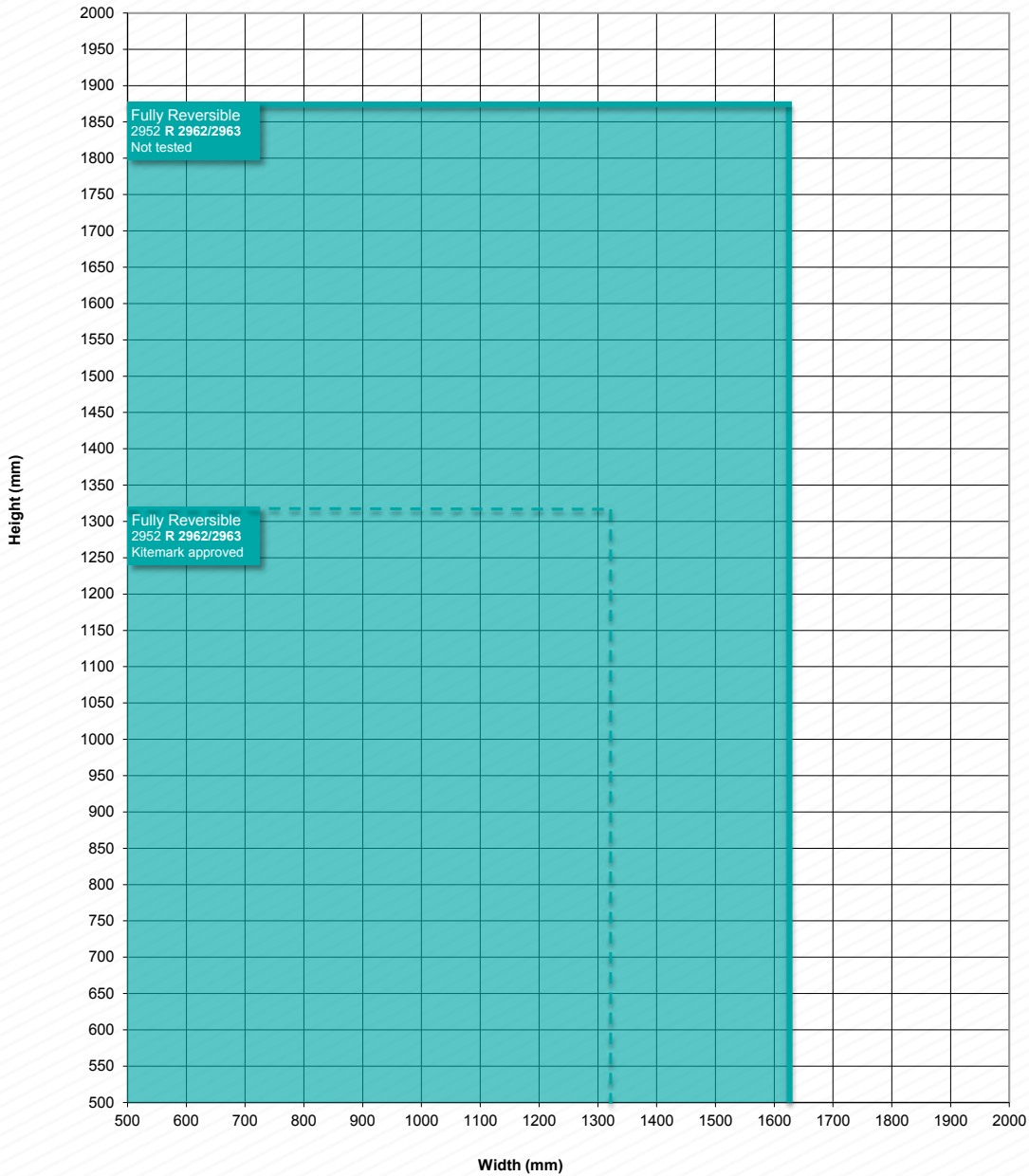


FULLY  
REVERSIBLE  
WINDOW



## FULLY REVERSIBLE WINDOW

### MAXIMUM SASH DIMENSIONS



# SLIDER24+

## IN-LINE SLIDING PATIO DOOR

### FRAMING

- dedicated multi-chamber sash and outer frame
- Part M compliant low threshold

### SEALS/GASKETS

- main profiles supplied with high-performance integral multifunctional seal/gasket and wool pile

### REINFORCING

- galvanised steel profiles optimised for strength and rigidity

### DOOR STYLES

- two, three and four pane door styles
- dedicated midrail for letterplates

### FABRICATION

- fully welded and mechanically joined frame
- mechanically joined midrail options
- mechanically joined low threshold

### GLAZING

- choice of two glazing bead styles
- glazing options from 4mm up to 36mm thickness

### ANCILLARIES

- frame extensions and cills
- lightweight and structural coupling members
- clip-fit frame trims
- PVC and aluminium interlock options

### HARDWARE

- multi (12) point locking
- Document Q and M compliant
- anti-lift device

### SECURITY

- Kitemarked approved to PAS 24 enhanced security standard

### THERMAL INSULATION

- Ud 0.98W/m<sup>2</sup>k
- DSER E to A++

### DESIGN

- market leading weather performance
- internally sliding sashes
- complements classical and contemporary architecture
- white colour RAL 9016
- many foil colour options available from stock
- Decoroc® colours and more foils on request

## SIZE LIMITATION AND PERFORMANCE CHARACTERISTICS

### SLIDER24+ PVC-U DOOR SYSTEM

DOOR TYPE	LENGTH (MM) - MAXIMUM	HEIGHT (MM) - MAXIMUM (INCLUDING CILL)	AIR PERMEABILITY CLASSIFICATION	WATER TIGHTNESS CLASSIFICATION	RESISTANCE TO WIND CLASSIFICATION	EXPOSURE CATEGORY AS GIVEN IN TABLE 1 OF BS 6375-1
-----------	--------------------------	--	------------------------------------	-----------------------------------	---	--

SASH DIMENSIONS FOR DOORS WITH APPROVED OUTER FRAME AND SASH PROFILES

2-PANE XO, OX TYPES	2700	2250	4	8A	B3	1200
3-PANE OXO, XOO, OOX TYPES	4050	2250	4	8A	B3	1200
4-PANE OXXO TYPES	5400	2250	4	8A	B3	1200
MAXIMUM LEAF SIZE	1350	2150	-	-	-	-

"o" denotes fixed panel "x" denotes sliding panel when viewed from the outside

# SLIDER24+

## IN-LINE SLIDING PATIO DOOR

deceuninck

nbsPlus

riba  
product  
selector

nbs  
BIM

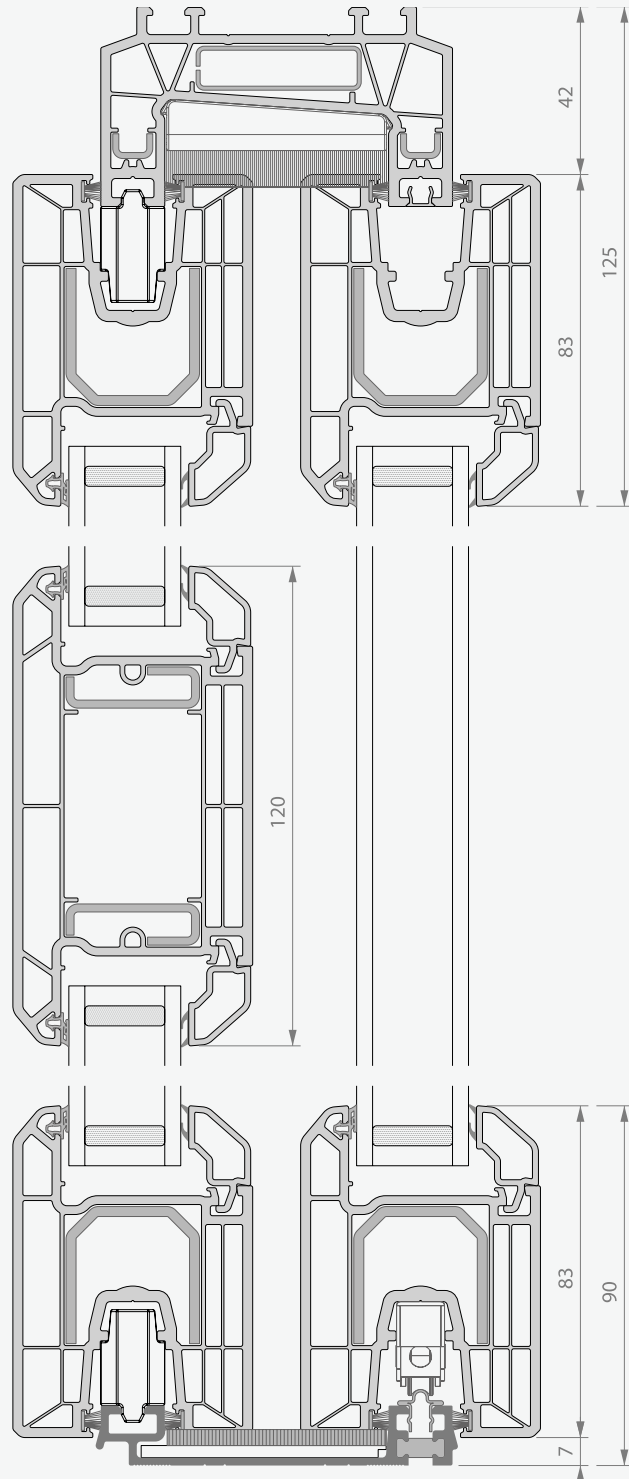
### TECHNICAL AND SPECIFICATION SUPPORT

Specification Support forms an essential link between architects, specifiers and approved Deceuninck fabricators and installers. The team provide informed guidance on the use of products, samples, drawings and specifications with contact maintained throughout each stage of a contract to completion.

Deceuninck can offer a technical and design service for suitable schemes embracing:



- product selection and application
- technical review to confirm compliance with Building Regulations
- advice on exposure conditions
- wind load calculations
- framing construction and design solutions
- generation of scheme drawings for tendering purposes
- technical specification
- window samples for client/authority approval



deceuninck

**SLIDER24+**  
IN-LINE SLIDING PATIO DOOR



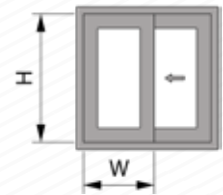
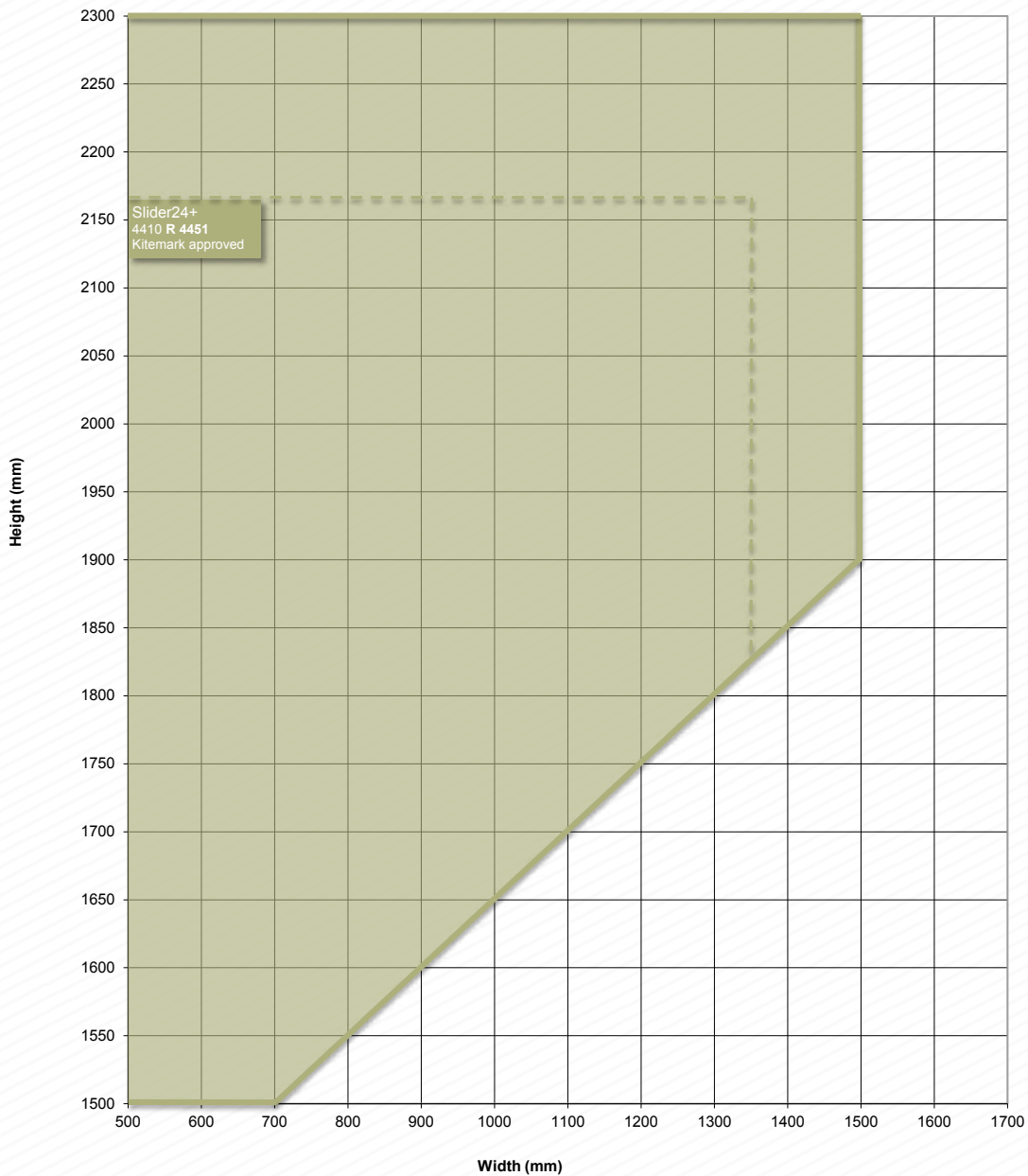


# SLIDER24+

## IN-LINE SLIDING PATIO DOOR

deceuninck

### MAXIMUM SASH DIMENSIONS



# MONORAIL SLIDING DOOR

## FRAMING

- heavy duty (133mm) outerframe and (70mm) sash depth

## SEALS/GASKETS

- main profiles supplied with high-performance integral multifunctional seal/gasket and wool pile

## REINFORCING

- galvanised steel profiles optimised for strength and rigidity

## DOOR STYLES

- two, three and four pane door styles
- midrail for letterplates

## FABRICATION

- fully welded and mechanically joined frame and midrail options

## GLAZING

- choice of four glazing bead styles
- glazing options from 5mm up to 42mm thickness

## ANCILLARIES

- frame extensions
- aluminium threshold cover trim
- PVC and aluminium interlock options

## HARDWARE

- multi-point lock door
- 250kg capacity roller
- anti-lift device

## SECURITY

- TBC

## THERMAL INSULATION

- Ud 1.0W/m<sup>2</sup>k
- DSER E to A

## DESIGN

- large 4.5m x 2.5m 2 pane maximum door size
- internally sliding sashes
- heavy duty door system for large openings
- complements classical and contemporary architecture
- personalise with glazing bead options
- white colour RAL 9016
- foil colour options available from stock
- Decoroc® colours and more foils on request

## SIZE LIMITATION AND PERFORMANCE CHARACTERISTICS SLIDER24+ PVC-U DOOR SYSTEM

DOOR TYPE	LENGTH (MM) - MAXIMUM	HEIGHT (MM) - MAXIMUM	AIR PERMEABILITY CLASSIFICATION	WATER TIGHTNESS CLASSIFICATION	RESISTANCE TO WIND CLASSIFICATION	EXPOSURE CATEGORY AS GIVEN IN TABLE 1 OF BS 6375-1
-----------	--------------------------	--------------------------	------------------------------------	-----------------------------------	---	--

SASH DIMENSIONS FOR DOORS WITH APPROVED OUTER FRAME AND SASH PROFILES

2-PANE XO, OX TYPES	4500	2500				1200
3-PANE OXO, XOO, OOX TYPES	6000	2500				1200
4-PANE OXXO TYPES	6000	2500				1200
MAXIMUM LEAF SIZE	2200	2400	-	-	-	-

"o" denotes fixed panel "x" denotes sliding panel when viewed from the outside

\* aluminium low threshold

# MONORAIL SLIDING DOOR

deceuninck

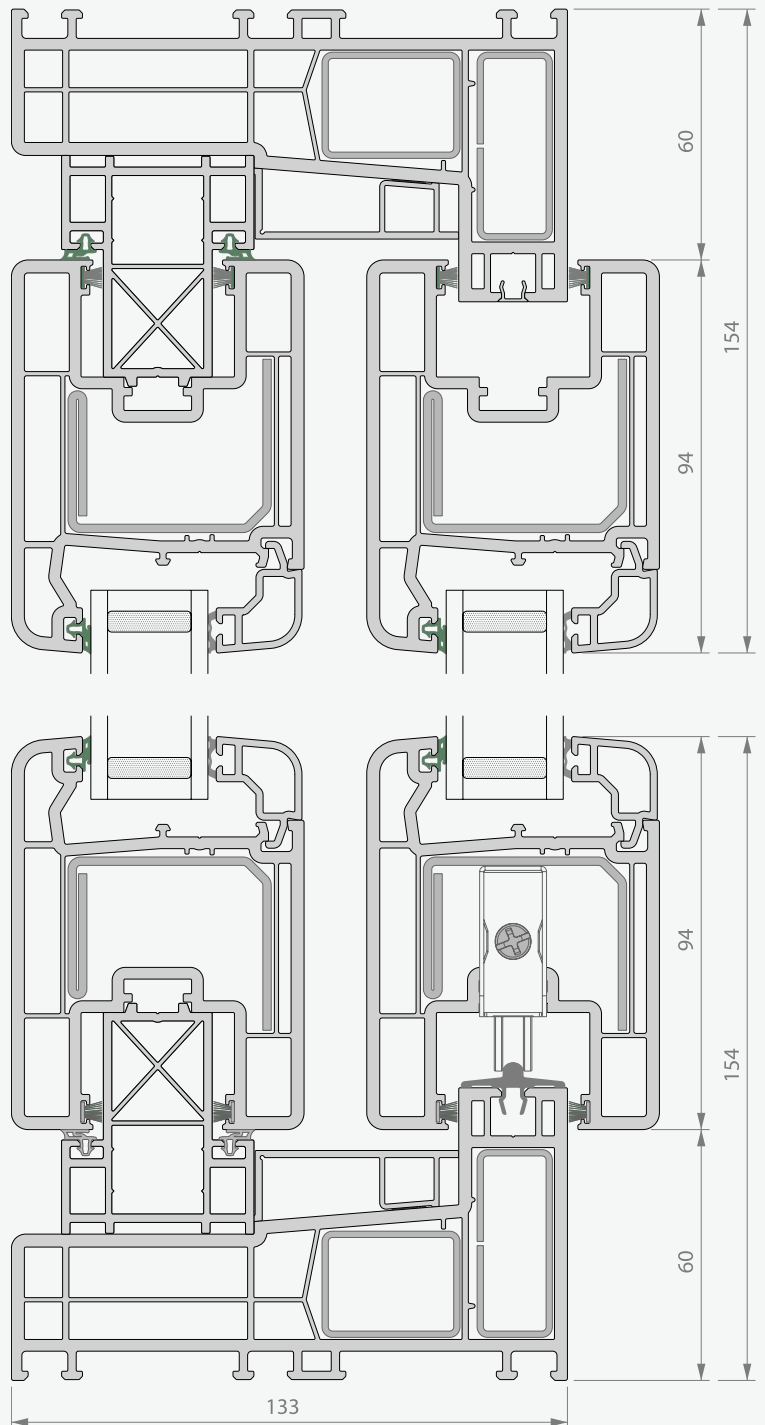
## TECHNICAL AND SPECIFICATION SUPPORT

Specification Support forms an essential link between architects, specifiers and approved Deceuninck fabricators and installers. The team provide informed guidance on the use of products, samples, drawings and specifications with contact maintained throughout each stage of a contract to completion.

Deceuninck can offer a technical design service for suitable schemes embracing:



- product selection and application
- technical review to confirm compliance with Building Regulations
- advice on exposure conditions
- wind load calculations
- framing construction and design solutions
- generation of scheme drawings for tendering purposes
- technical specification
- window samples for client/authority approval





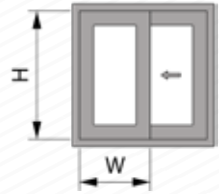
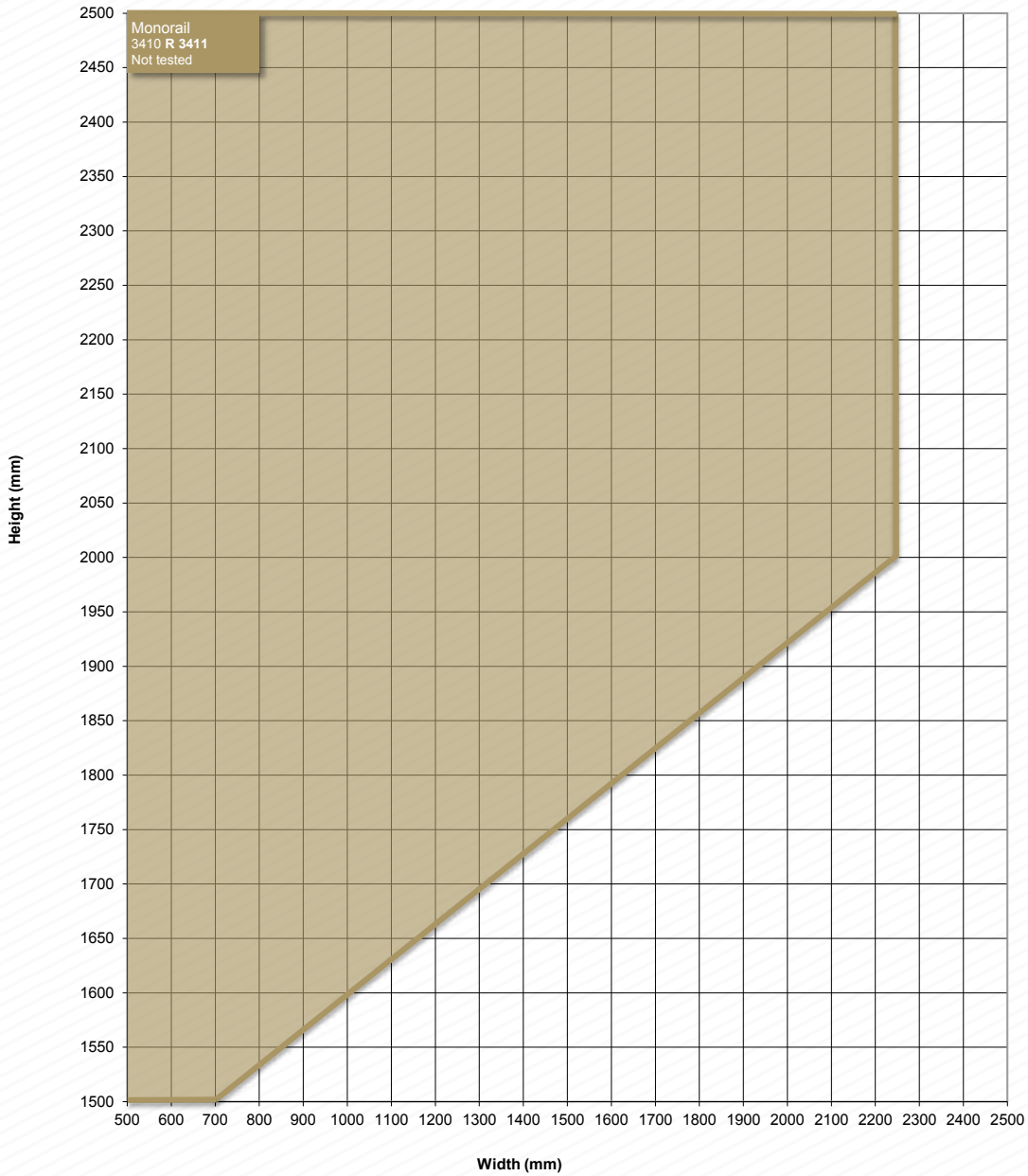
**MONORAIL**  
SLIDING DOOR



# MONORAIL SLIDING DOOR

deceuninck

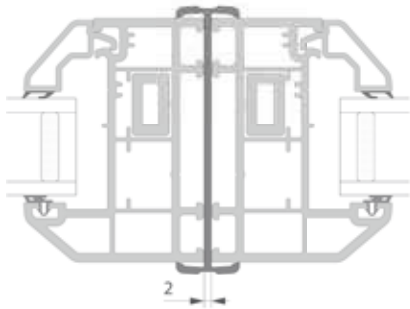
## MAXIMUM SASH DIMENSIONS



# DECEUNINCK IN-LINE COUPLERS

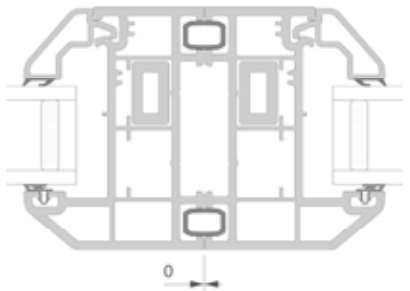
## Slimline Couplings

for short span applications with low wind load requirements



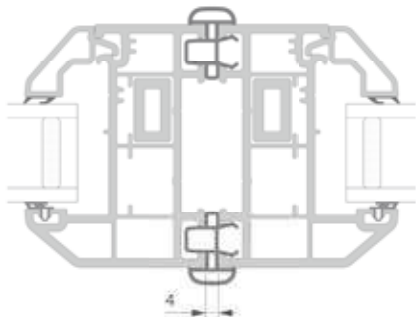
3197

- overlap frame-to-frame coupling
- neat internal finish with sub-cills



3312

- fully concealed coupling
- flush frame finish

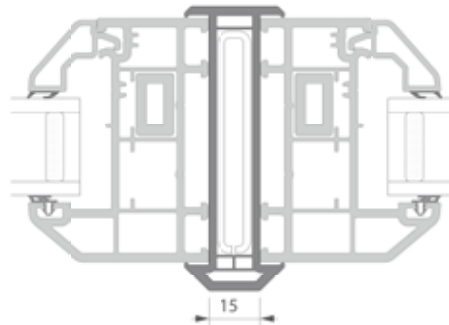


3310

- overlap frame-to-frame coupling
- clip-fit location

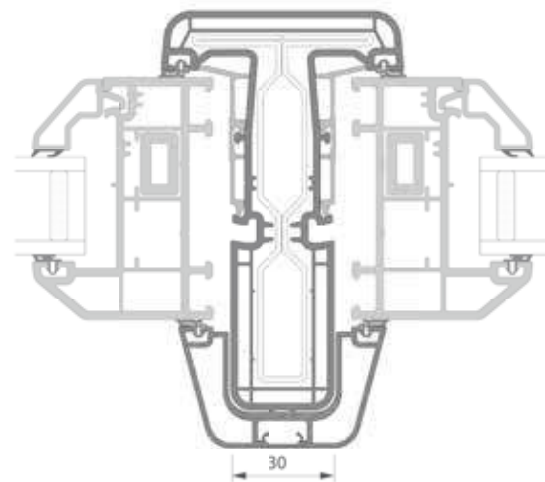
## Reinforced Couplings

for longer span applications with higher wind load requirements



6975

- compact coupling for medium loads
- feature overlap face



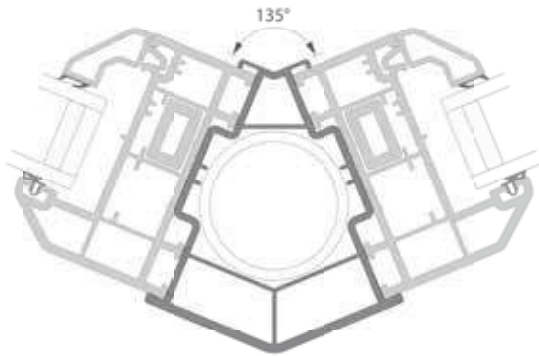
3705

- heavy-duty structural coupler
- generous expansion/contraction allowance
- optional aluminium capping profile

# DECEUNINCK BAY/BOW COUPLERS

deceuninck

## Bay Windows fixed angle

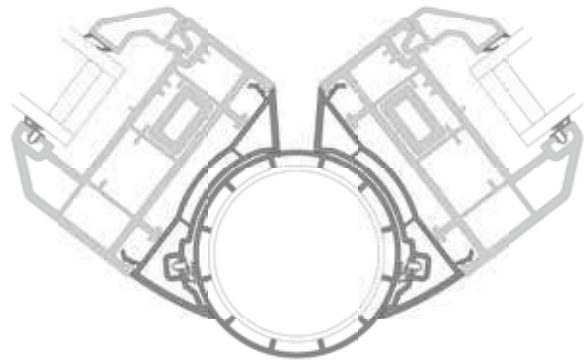


3196

### Bay Post

- minimum sightlines
- aluminium reinforcing available

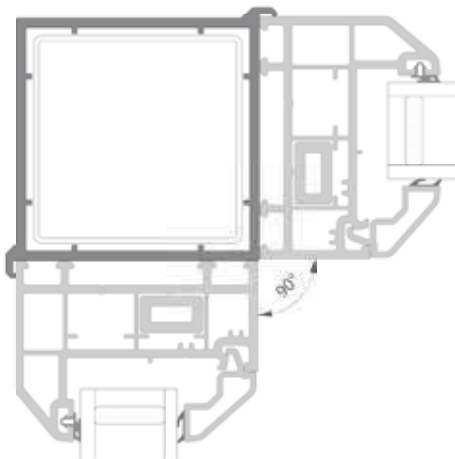
## Bay Windows variable angle



6196  
3311

### Bay Pole and Adaptor

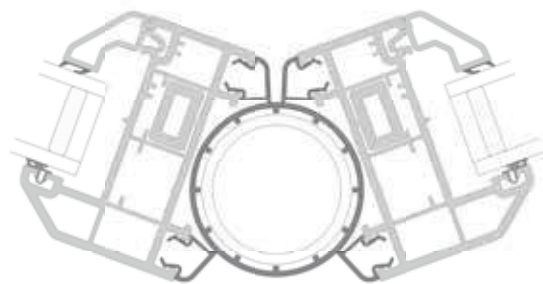
- standard bay pole with adaptor
- angles from 90° - 270°
- aluminium reinforcing available



6920

### 90° Square Corner Post

- minimum sightlines
- aluminium and galvanised steel reinforcing available

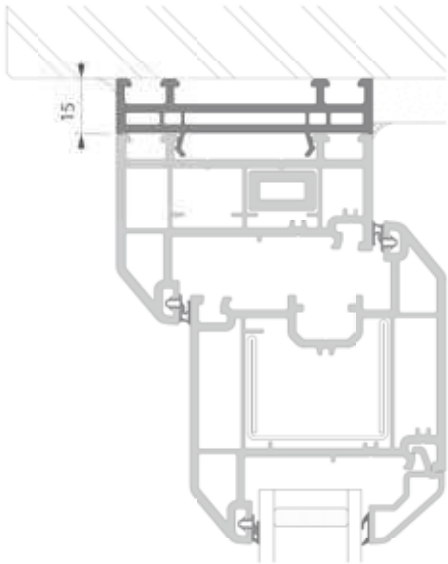


3313  
3327

### Slimline Bay Pole and Adaptor

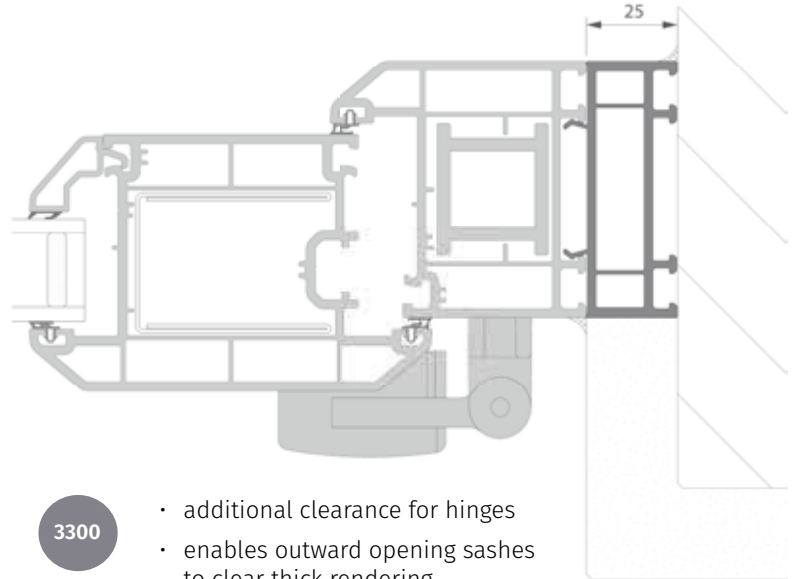
- angles from 138° to 222°
- aluminium reinforcing available
- only available in white due to foiling restrictions

# DECEUNINCK FRAME ADD-ONS



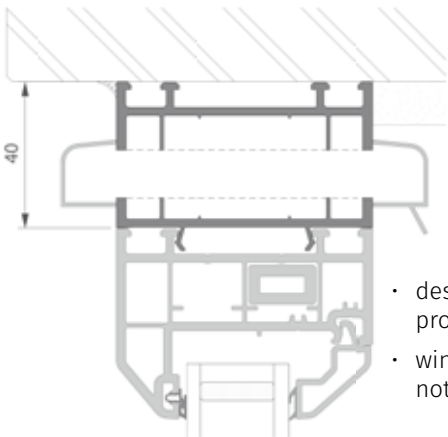
3336

- provides additional clearance whilst limiting sightlines to a minimum



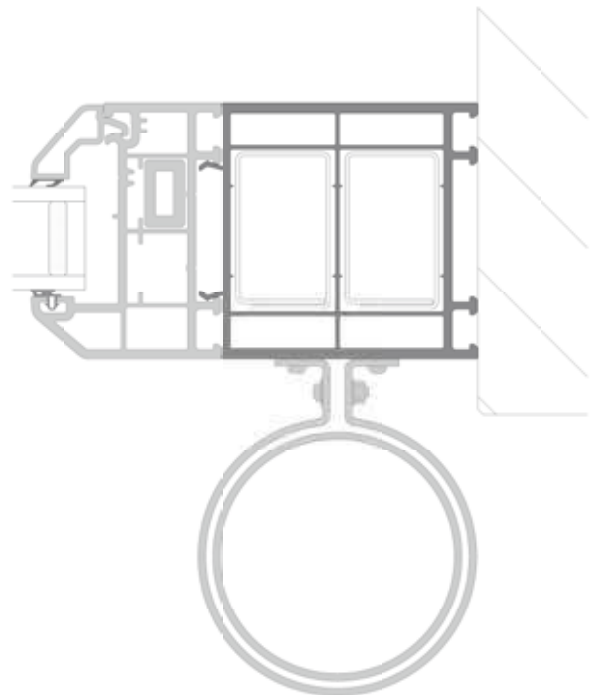
3300

- additional clearance for hinges
- enables outward opening sashes to clear thick rendering



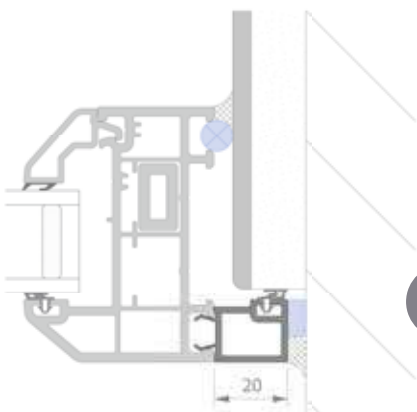
3301

- designed to accommodate proprietary trickle ventilators
- window frame integrity not compromised



3302

- concealing conservatory down pipe
- reduce oversized apertures



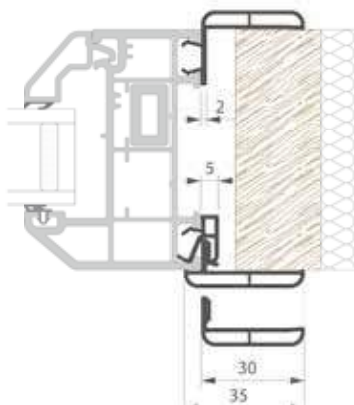
3331

- to provide clearance for existing plaster or tiling
- rebate leg/drip for stone cill
- gasket groove to accept weatherseal 3299



# DECEUNINCK ANCILLARIES

deceuninck

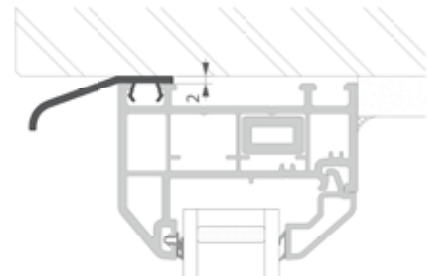


3344  
3341

## Architraves

- 3344 architrave (30mm) 1-piece
- 3341 adaptor
- 3342 (30mm) or 3343 (35mm) 2-piece architraves

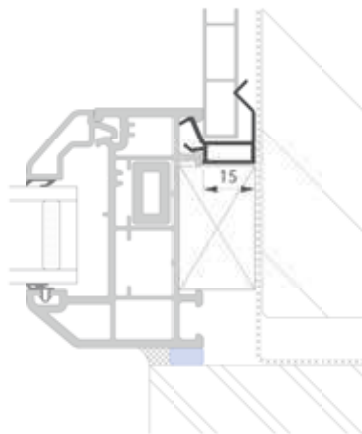
- can be fitted internally or externally
- corner insert available for tidy mitre joint



3303

## Head Drip

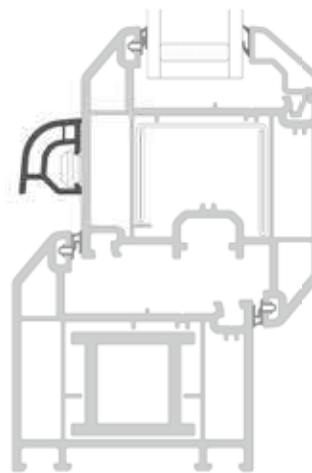
- clip-on head drip



## Reveal Liners

- trim for reveal lining
- ideal for sash box refurbishment
- designed to take 10mm infill/liner

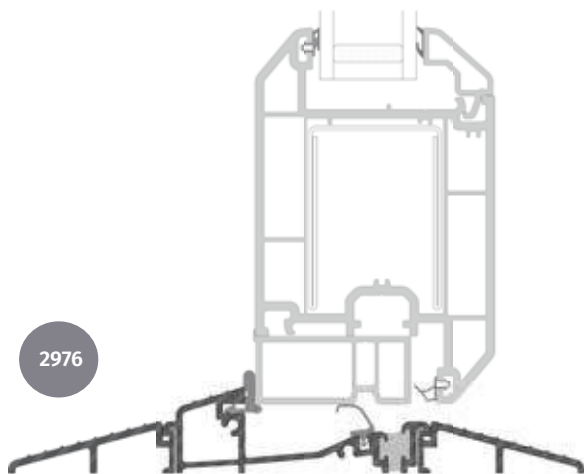
3340



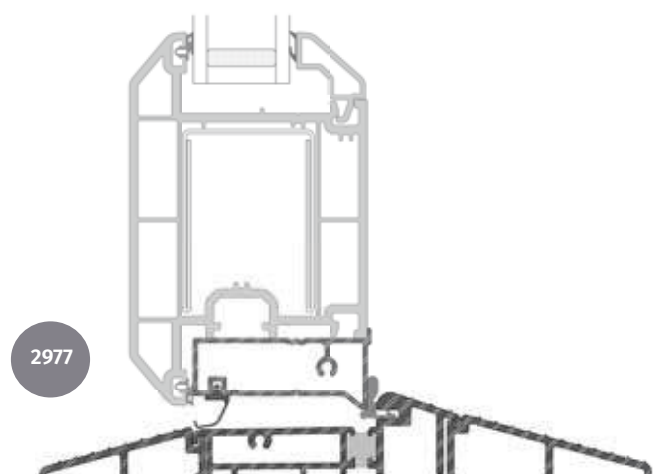
3306

## Drip Rail

- clip-on weather bars
- push-fit end caps
- standard item for inward opening products



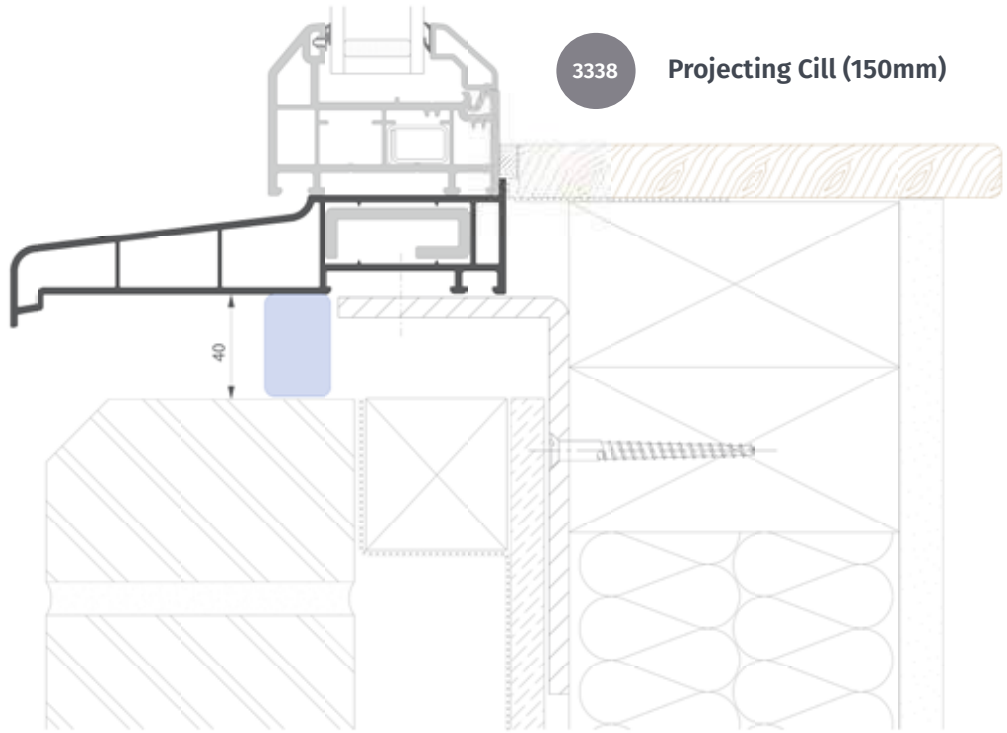
2976



2977

## Low Threshold

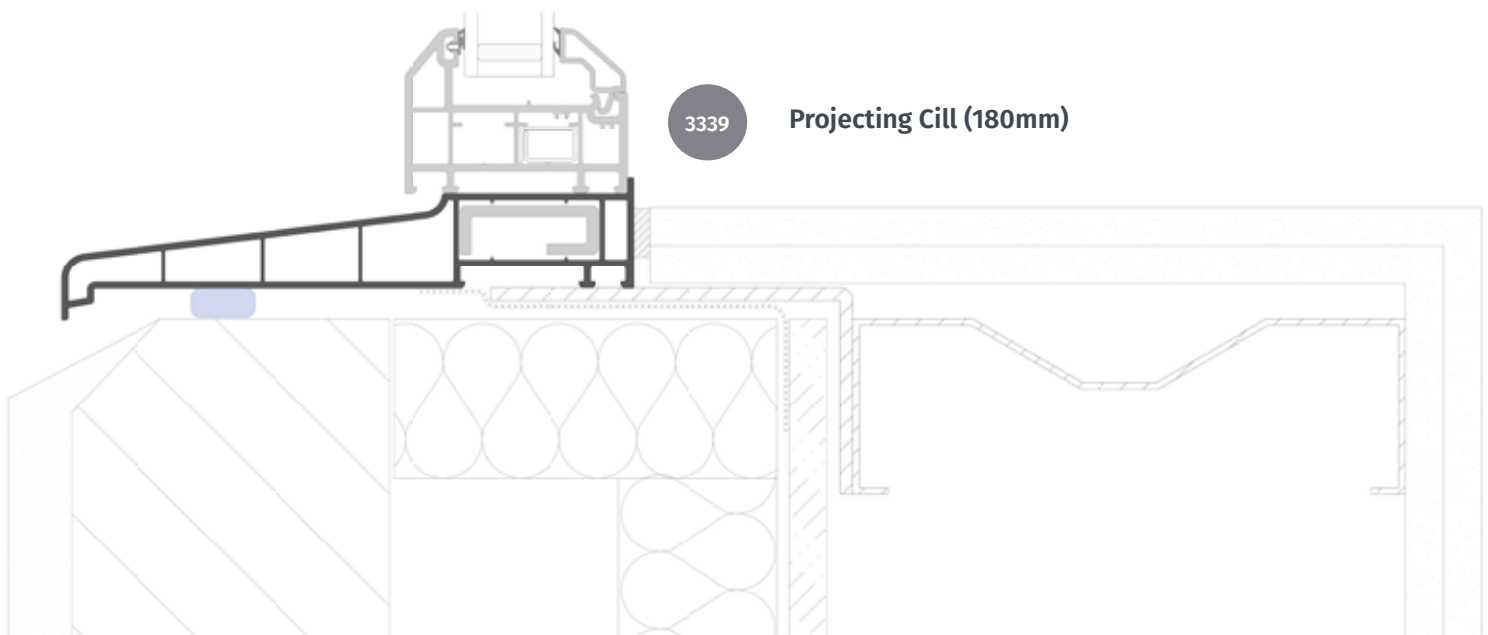
- improved access for front and rear entrance doors
- Approved Document M compliant



**3338** Projecting Cill (150mm)

Timber frame construction Tremco Illbruck sealing concept

- three cill sizes 95mm, 150mm, 180mm
- TCI and steel reinforcement options
- dedicated end caps and joiners



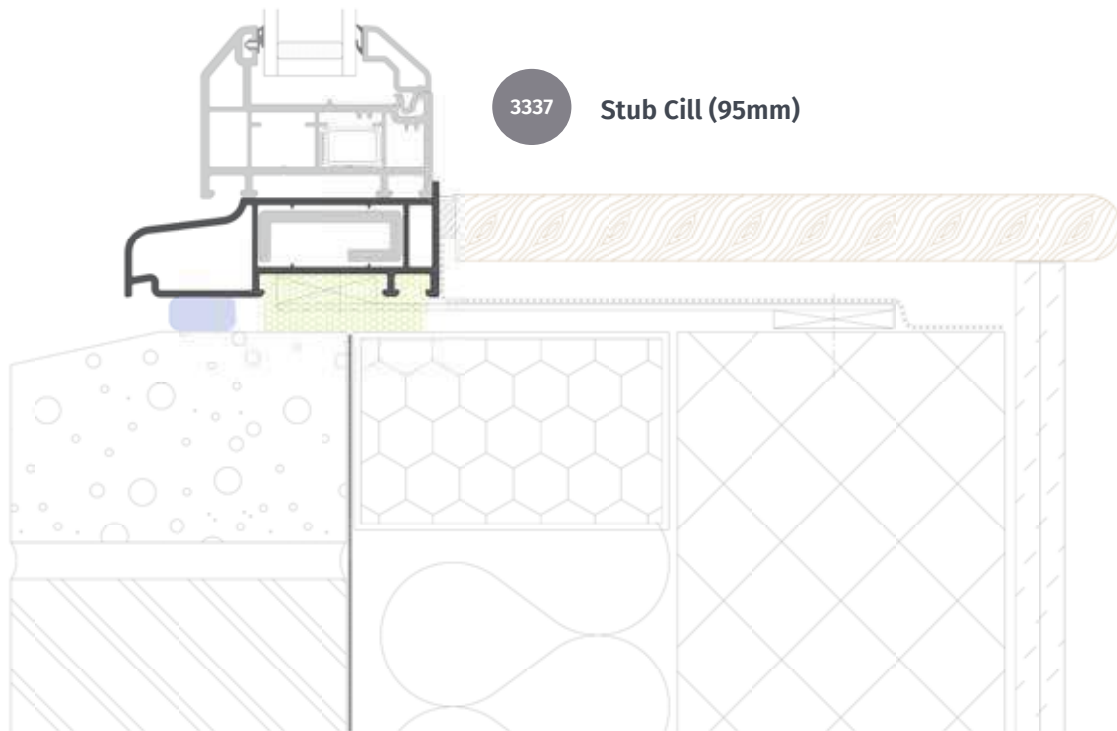
**3339** Projecting Cill (180mm)

Block metsec construction Tremco Illbruck sealing concept

---

# DECEUNINCK CILLS

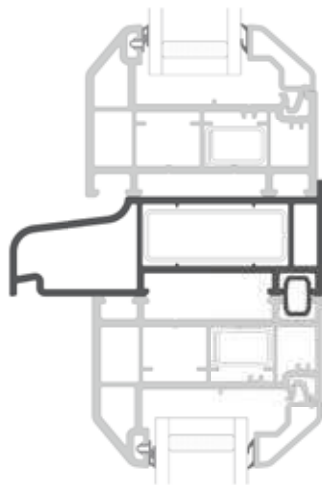
---



3337 Stub Cill (95mm)

Stone cill / brick-block construction Tremco Illbruck sealing concept

- three cill sizes 95mm, 150mm, 180mm
- TCI and steel reinforcement options
- dedicated end caps and joiners



3337  
3312

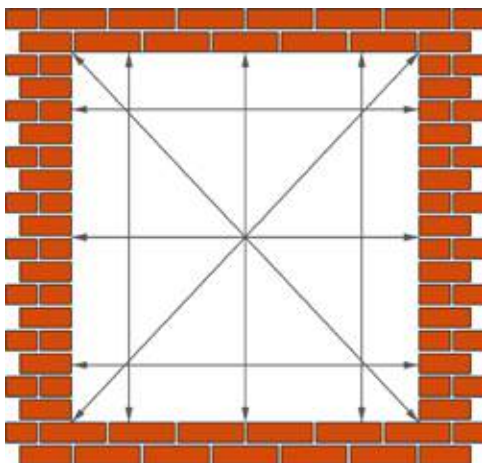
**3337 Stub Cill**  
**3312 Concealed Coupler**

- horizontal coupling/drip detail

## 1. Survey

- Check for any apparent defects and deficiencies around the structural opening. Openings should be measured in line with the illustration shown in **fig.1**
- The smallest width and height dimensions taken become the 'tight' sizes to be adopted
- A check across the diagonals is also made to confirm the square shape of the opening
- The preferred method of fixing is determined during the survey, usually in discussion with the client, along with any other issues affecting installation
- Ensure installation can satisfy local Building Regulations for fire safety

**fig.1** Measurement of openings



During the survey stage, it is the responsibility of the installer to take into account the implications of all statutory regulations and health and safety issues.

## 2. Fitting Tolerances

- Fitting tolerances, or clearances, are made from the 'tight' sizes identified during survey. These tolerances are essential to permit expansion and contraction of the PVC-U frame
- The table shown in **fig.2** should be used to determine the appropriate tolerance
- Wider tolerances are necessary for larger frames and those made from non-white profile, particularly darker colours
- Once the tolerance is deducted and allowances made for such things as stub-cills or frame add-ons, the remaining sizes are the frame 'manufacturing' sizes

**fig.2** Normal fitting tolerance

Profile Type	Frame size		
	≤ 3.0m	≥ 3.0m ≤ 4.5m	≥ 4.5m
White	5.0mm	7.5mm	10.0mm
Non-white	7.5mm	11.0mm	14.0mm

The tolerances shown are per side of frame. Allowances should be also made for the thickness of any sealant or mortar bed at the cill.

Frames over 3.0m should be constructed using a coupling profile with provision for expansion.

## 3. Frame Positioning

- Care should be taken to ensure that new frames are correctly positioned in the opening, with all horizontal members level and vertical members plumb
- Temporary packers/wedges should be used to position and steady the framing prior to fixing

## 4. Fixing Methods

A number of industry-approved methods can be adopted. Fasteners and lugs supplied should be suitably protected against corrosion in accordance with industry standards.

### a - through frame fixing

Fixings should be sized to securely penetrate at least 40mm for windows and 50mm for doors into brick, block, concrete or masonry, or 25mm into timber framing. Fixing into steelwork up to 2mm thick such as folded sheet lintels should be made with appropriate self drilling screws. Connections to steelwork over 2mm thick should be into pre-tapped holes using machine screws of minimum 5mm Ø or alternatively with power-driven hardened self drilling screws.

### b - with fixing lugs

Alternative means of mechanical fixing to (a) above, most commonly used on new build applications to enable factory glazed frames to be used. The requirements for anchor penetration, use of frame packers and quantity of fixing points is as per (a).

### c - with polyurethane foam

The presence of precast concrete or steel lintels can make it difficult to achieve through-frame fixings or fixing lugs. In such instances polyurethane (PU) foam may be used as a supplement to mechanical fixings but should not under any circumstances be used as the sole method of securing the entire frame into the reveal.

### d - other

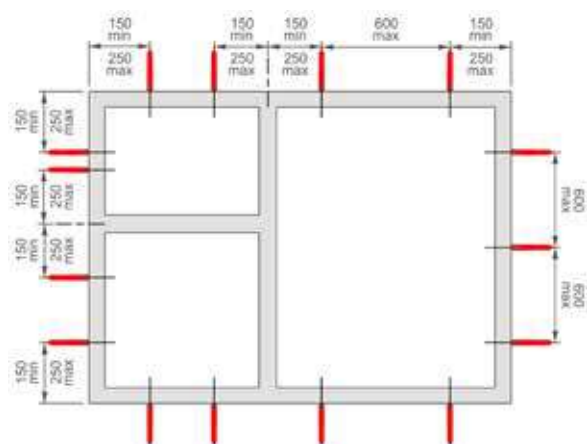
Other fixing methods should be carefully assessed for suitability and supported by appropriate professional third party advice.

## 5. Fixing Locations

Mechanical frame fixings should be positioned in accordance with the details shown in **fig.3**

- Not less than 150mm and no greater than 250mm from corner joints and transom/mullion centre lines
- Intermediate fixings at maximum 600mm centres
- A minimum of two mechanical fixings per jamb should be provided
- Coupled frames should be carefully aligned during fixing and secured at the prescribed distance from the corner. When couplers are used as an expansion joint they should be sealed with a wet sealant, impregnated foam tape or flexible polymer gasket, they must be positioned within the joint during the assembly operation
- Fixings through the cill area should be sealed to protect against the ingress of water

**fig.3** Fixing centres



## 6. Glazing

- Glazing should conform to the recommendations given in the relevant part of BS 6262, BS 8000-7 and satisfy local building regulation requirements.
- All IGU's should conform with the requirements of BS EN 1279-5.
- IGU's incorporating safety glass should be oriented with the safety glass on the appropriate side. It is a legal requirement that the marking on the safety glass remains visible after installation.
- IGU's with low emissivity coatings should be oriented in accordance with the manufacturer's instructions.
- IGU's and/or panels should be installed in accordance with Deceuninck guidelines. Care should be taken when installing glazing bridge/packers to ensure glass load is correctly transferred to the frame.

## 7. Sealing of Frames

- The fitting tolerance between the frame and structure should be sealed against the ingress of water and to prevent air leakage
- Use a sealant appropriate for the application. Low modulus silicone sealants are commonly used with PVC-U framing as they permit differential movement without loss of performance
- Frame to structure gaps in excess of 6mm should have a firm closed cell backing strip supplied to avoid the use of excessive sealant and possible 'sinking' during the curing phase
- Impregnated foam tapes can also be used for sealing, they should remain permanently flexible and accommodate joint movement of at least the same as a wet sealant. The use of impregnated foam tapes may enhance the thermal performance of the installation due to the location within the perimeter joint; these products must normally be applied prior to the frame being installed

## 8. Bay Window

- It's important to determine from the survey if the bay is load bearing or not, where any doubt exists, suitable professional advice should be sought (e.g. structural engineer)
- Where significant loads are being transferred the bay poles must penetrate through the cill to a bearing plate.
- Acrow props should be employed during removal and replacement of bay windows
- Bay posts/poles should always be reinforced regardless of any load requirement. Connecting frames should also be reinforced
- Frame fixing centres into the bay post/pole and the structure should follow rules for flat windows and doors.

## 9. Finishing and Cleaning

- The making good of reveals should be undertaken to the level agreed at the outset of the contract
- Frames should be wiped down using non-abrasive materials. Any cleaning agent used for more stubborn marks should be rinsed thoroughly
- Drainage paths must be cleared of debris
- Protective tape on the framing should be removed as soon as possible, old tape can be difficult to remove
- The colour of any finishing trims used should be the same as the Deceuninck profile

## 10. Final Inspection

- Following completion the installation should receive a final inspection to check product function, compression of weather seals and visual appearance
- The operation of some product types may need demonstrating to the client
- Conduct the final inspection in the company of the client

---

**TRADITIONAL 2500**

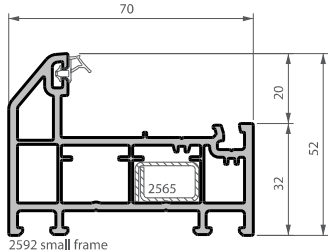
---

PRODUCT RANGE

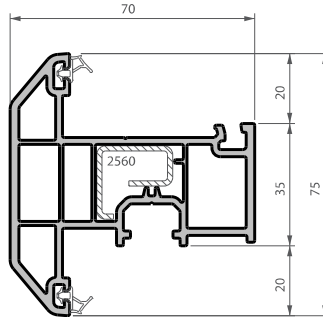
---



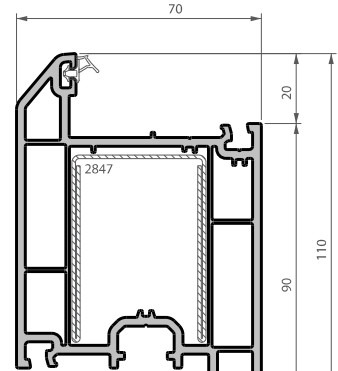
# TRADITIONAL 2500 PRODUCT RANGE



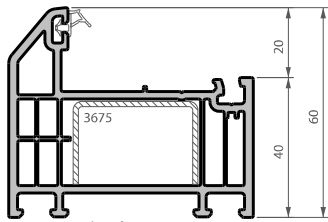
2592 small frame



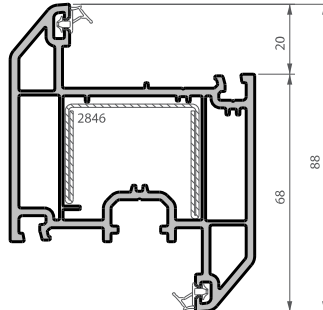
2594 casement sash



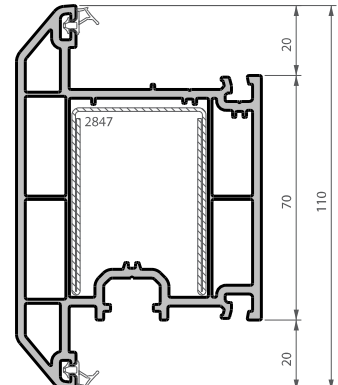
2530 inward opening door sash, large Z transom/mullion



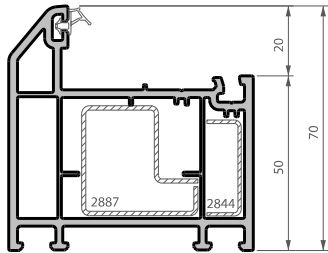
5670 intermediate frame



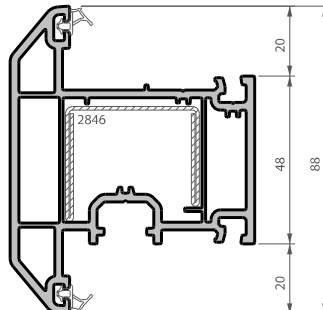
2537 tilt & turn, intermediate Z transom/mullion



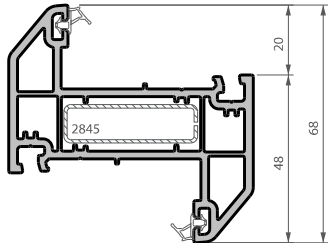
2531 outward opening door sash, large T transom/mullion



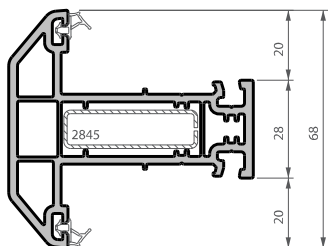
2533 large frame



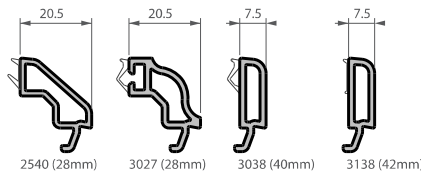
2538 intermediate T transom/mullion



2536 Z transom/mullion



2535 T transom/mullion

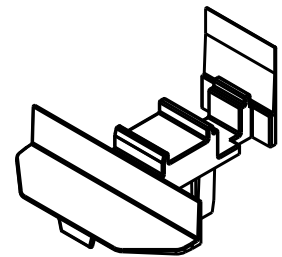


2540 (28mm)

3027 (28mm)

3038 (40mm)

3138 (42mm)



2552 french false mullion end cap for 2535



3299 gasket



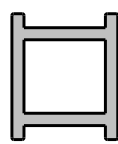
2542 composite Q-1on



2576 TCI for 2592



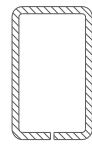
2577 TCI for 2594



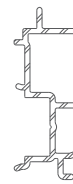
4808 TCI for 2533



2539 TCI for 2535/36



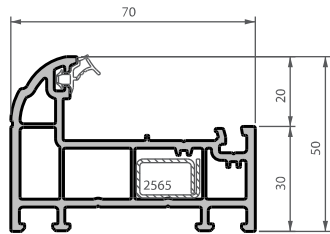
2519 for 2537/38



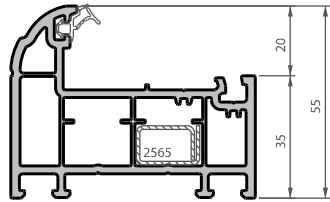
2555 french mullion adaptor

# HERITAGE 2800

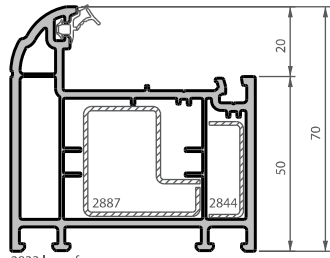
## PRODUCT RANGE



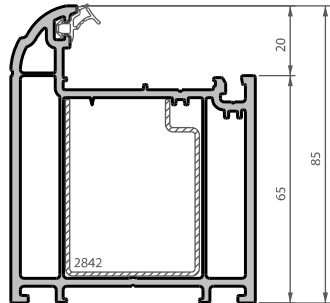
2800 slim frame



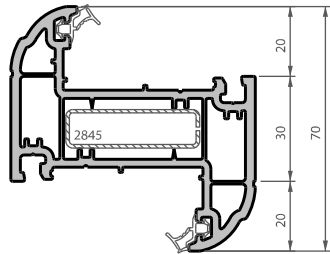
2892 small frame



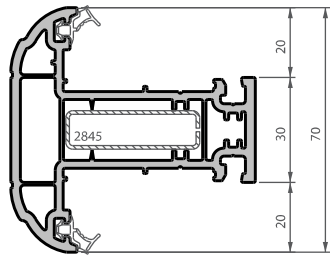
2833 large frame



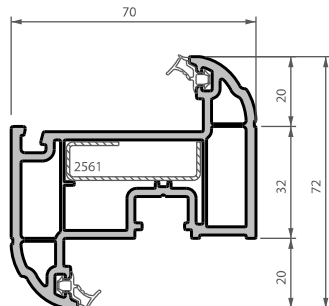
2822 extra large frame



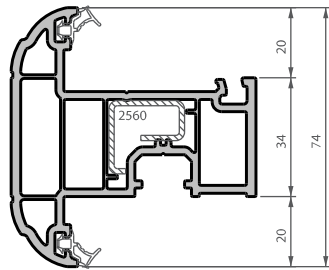
2836 Z transom/mullion



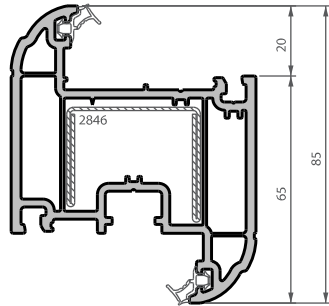
2836 T transom/mullion



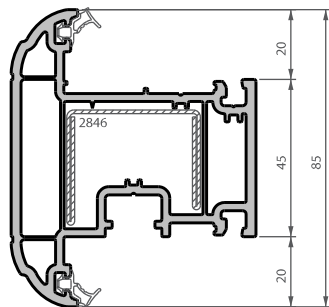
2826 externally beaded casement sash



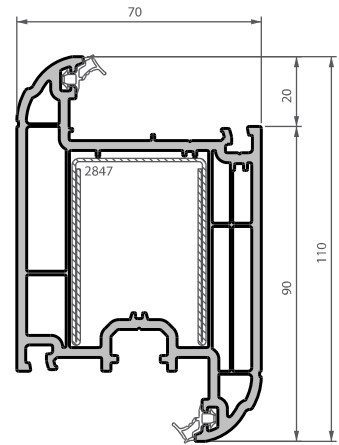
2885 internally beaded casement sash



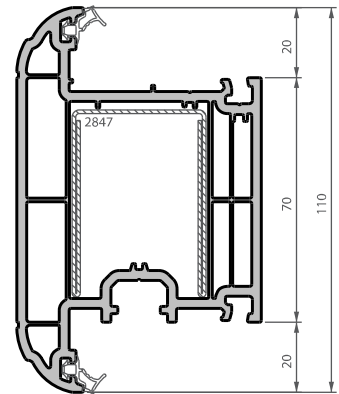
2828 tilt & turn, intermediate Z transom/mullion



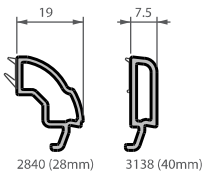
2829 intermediate T transom/mullion



2890 inward opening door sash, large Z transom/mullion



2891 outward opening door sash, large T transom/mullion

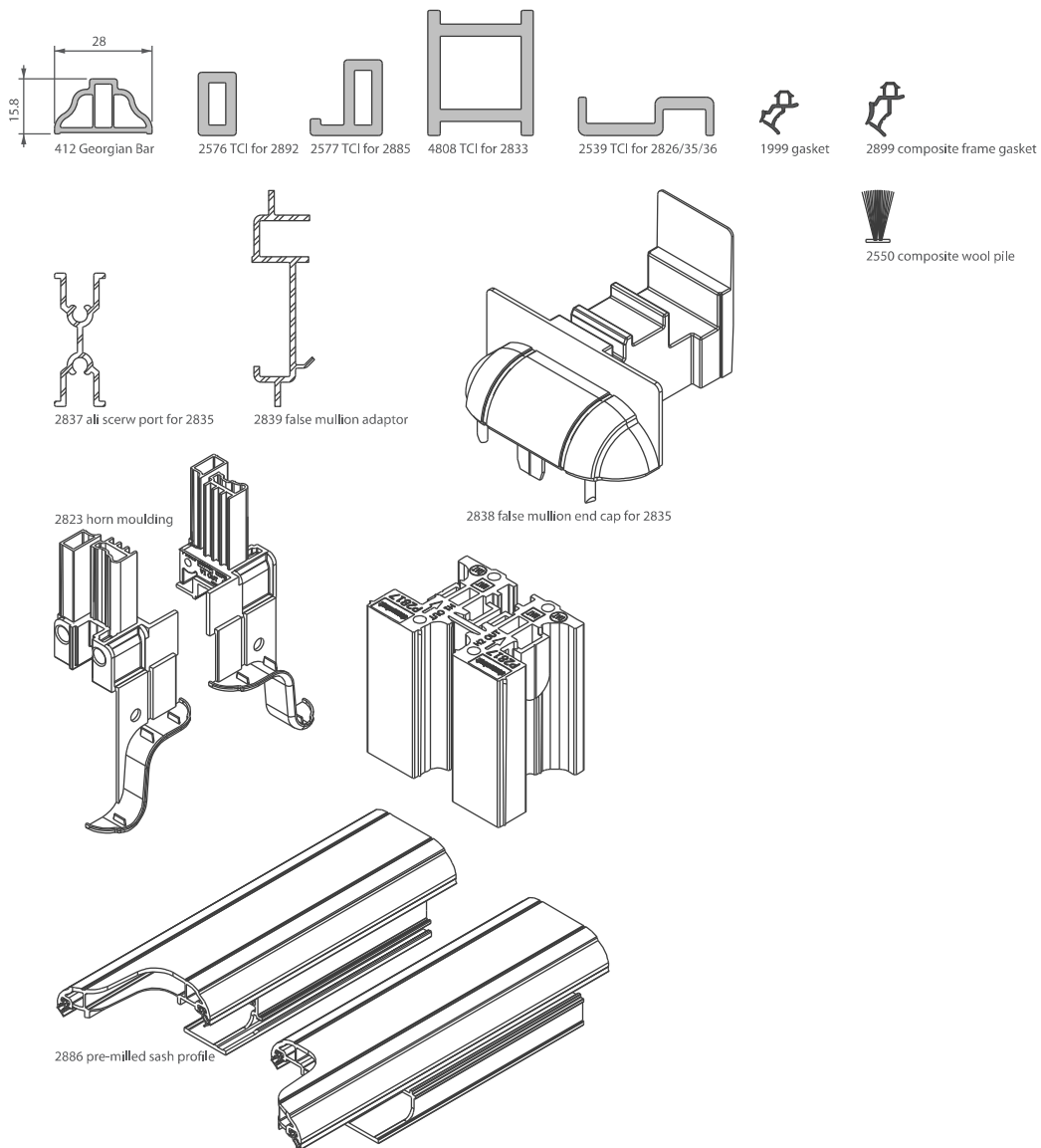


2840 (28mm)

3138 (40mm)

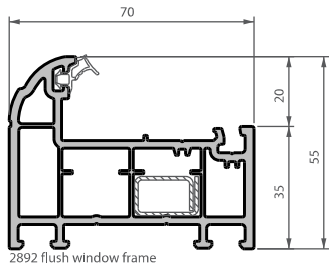


# HERITAGE 2800 PRODUCT RANGE

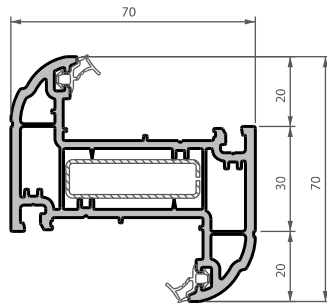


# HERITAGE 2800

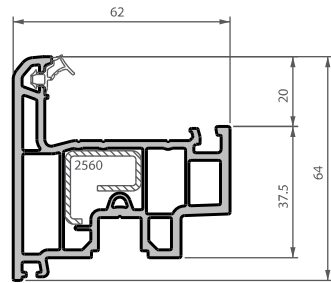
## FLUSH WINDOW PRODUCT RANGE



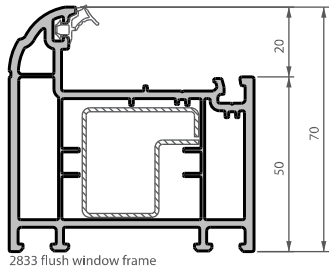
2892 flush window frame



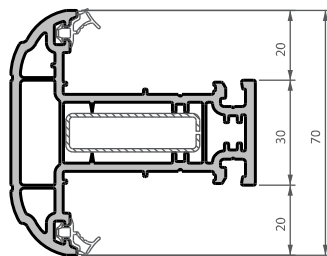
2836 Z transom/mullion



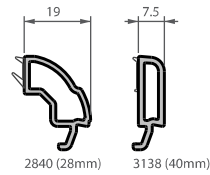
2802 flush window sash



2833 flush window frame

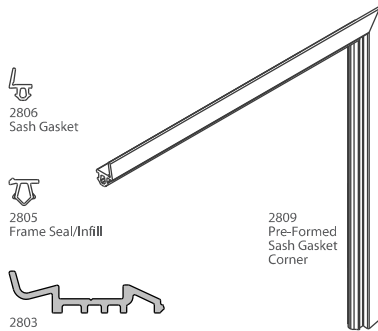


2835 T transom/mullion



2840 (28mm)

3138 (40mm)



2806 Sash Gasket

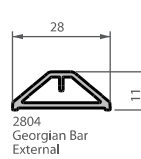
2805 Frame Seal/Infill

2803 Hinge Packer

2809 Pre-Formed Sash Gasket Corner



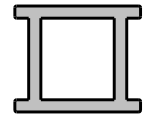
412 Georgian Bar Internal



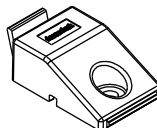
2804 Georgian Bar External



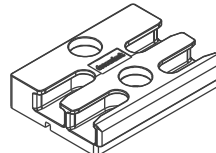
2576 TCI For 2892



4808 TCI For 2833



2807 Run-Up Block



2808 Striker Plate



2577 TCI For 2802



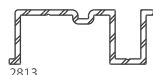
2539 TCI For 2835/36



2837 Mechanical Joint For 2835



2558 Mechanical Joint For 2835

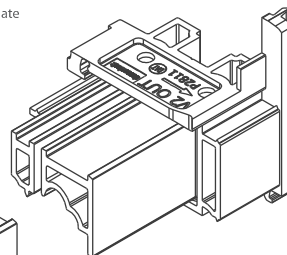
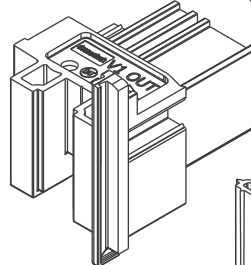


2813 False Mullion Adaptor

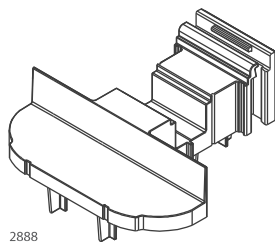


1435 Mechanical Joint For 2892

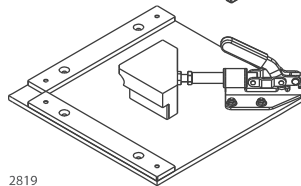
**Mechanical Joint Kit 2812**  
Contains parts for 10 sashes



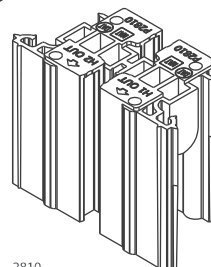
2811 Vertical Mech Joint (pair)



2888 False Mullion End Cap



2819 Mechanical Joint Assembly Jig



2810 Horizontal Mech Joint (pair)



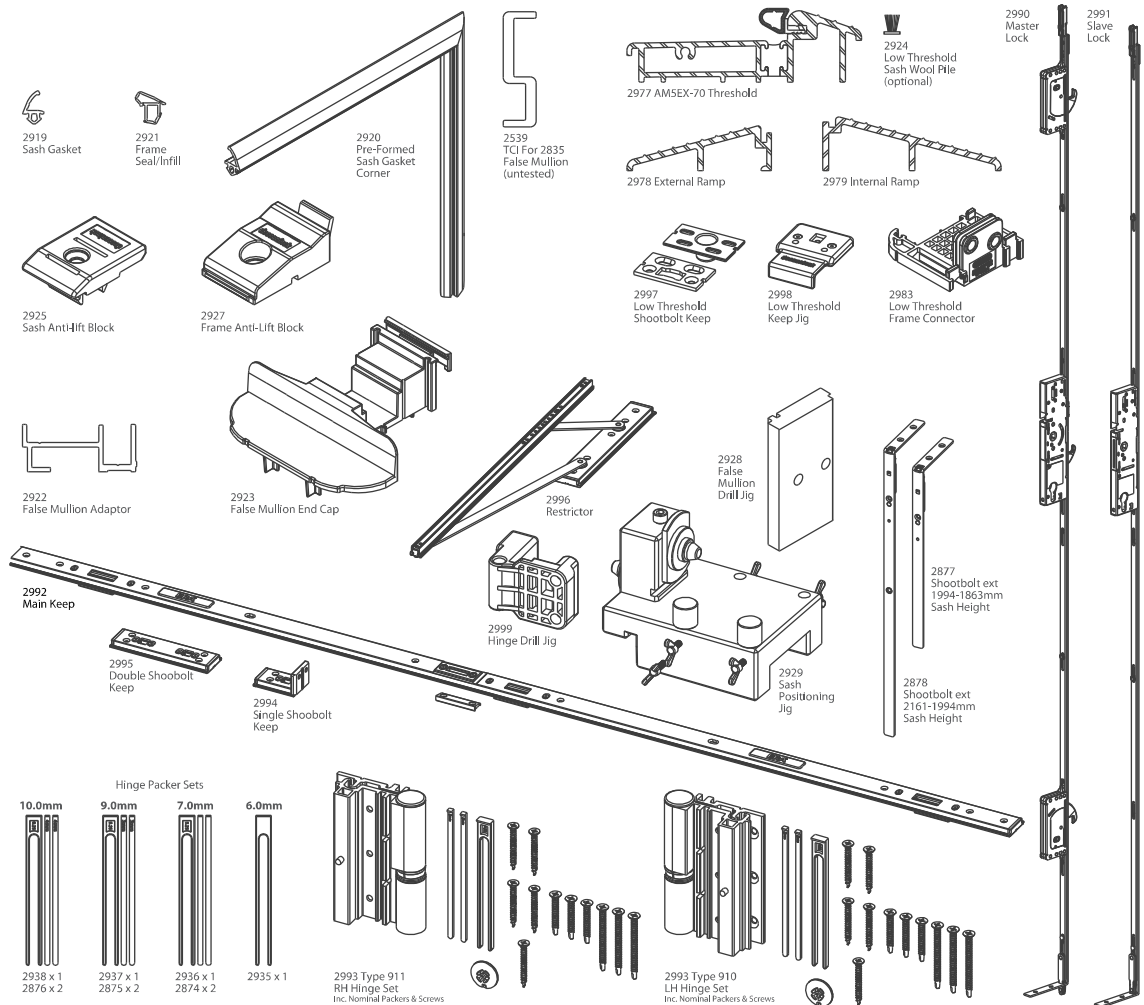
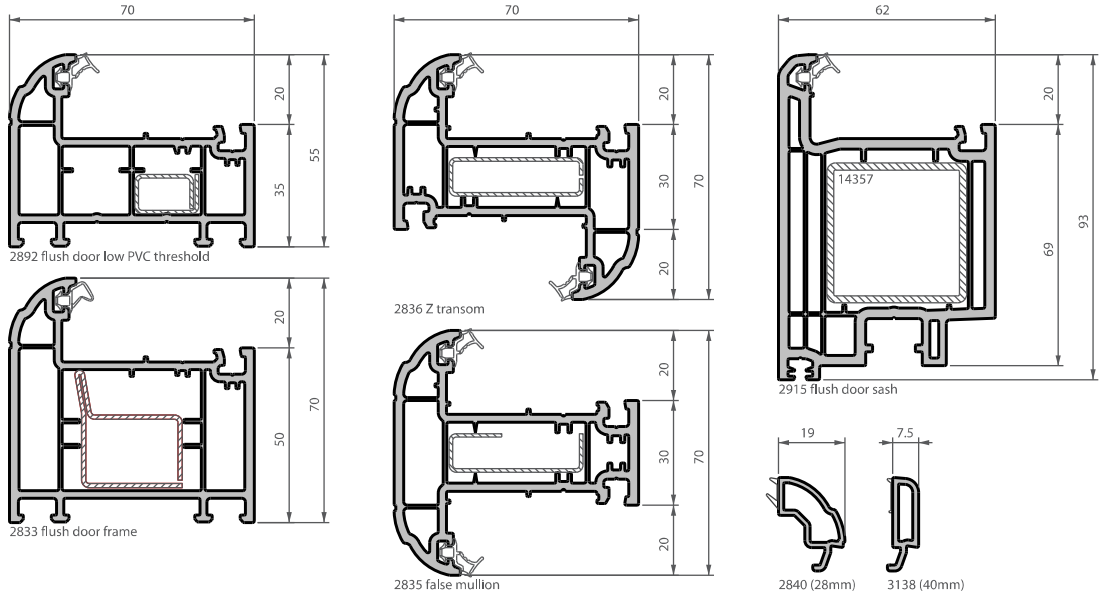
2815 SFG 4.8 x 13 LH S



2816 SFG 4.8 x 50 LH S

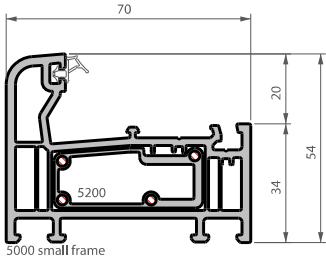
# HERITAGE 2800 FLUSH DOOR PRODUCT RANGE

deceuninck

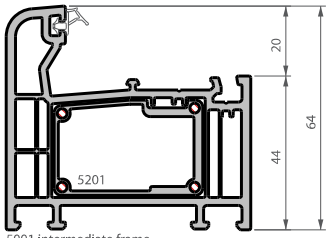


# CONTEMPORARY 5000

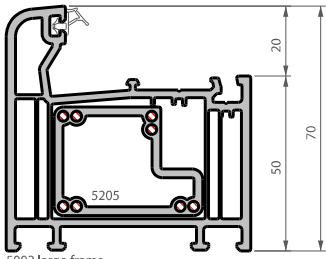
## PRODUCT RANGE



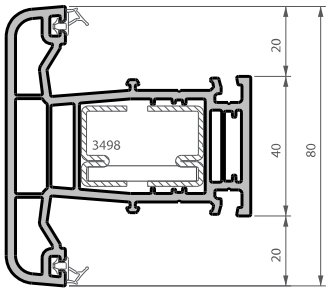
5000 small frame



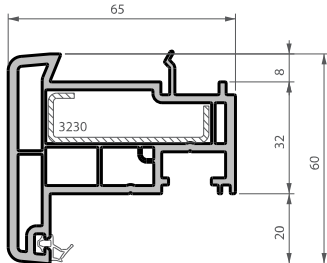
5001 intermediate frame



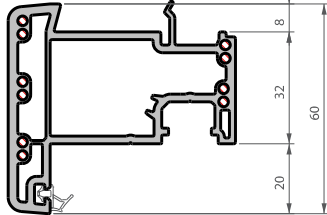
5002 large frame



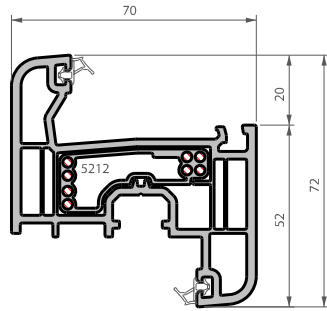
5182 T transom/mullion



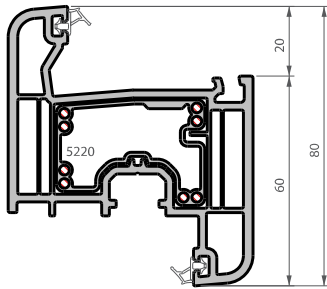
3079 french door false mullion



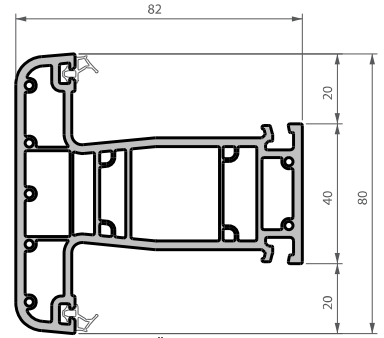
5536 french door false mullion



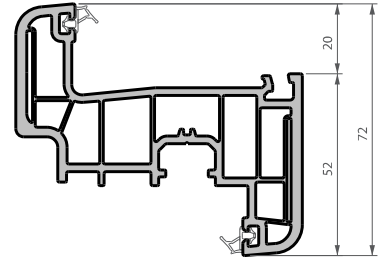
5040 slim tilt & turn sash



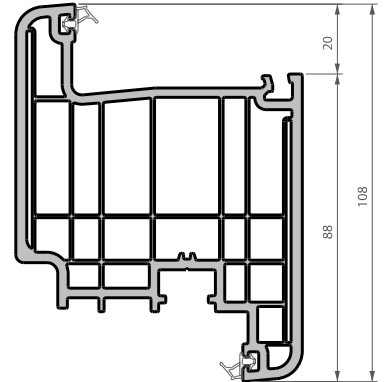
5041 tilt & turn sash



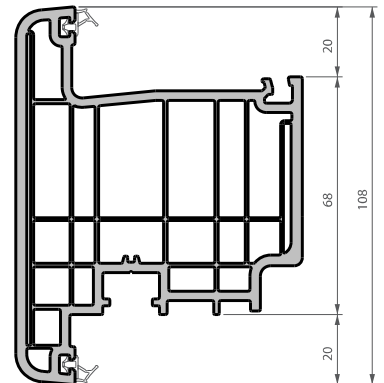
5534 Neo T transom/mullion



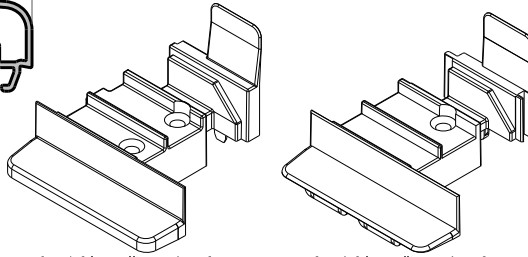
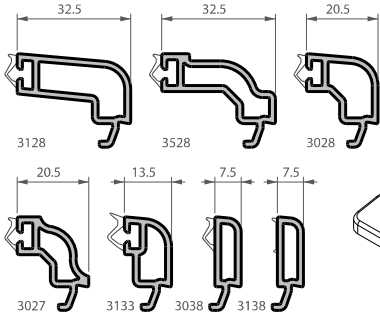
5510 Neo tilt & turn sash



5512 inward opening Neo door sash



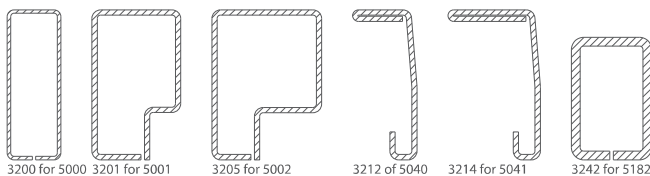
5513 outward opening Neo door sash



5533 french false mullion end cap for 5536

3256 french false mullion end cap for 3079

Bead	70mm	82mm
3128	15-16mm	27-28mm
3528	15-16mm	27-28mm
3028	27-28mm	39-40mm
3027	27-28mm	39-40mm
3133	32-33mm	44-45mm
3038	40-41mm	52-53mm
3138	41-42mm	54mm



3200 for 5000 3201 for 5001

3205 for 5002

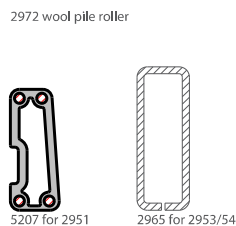
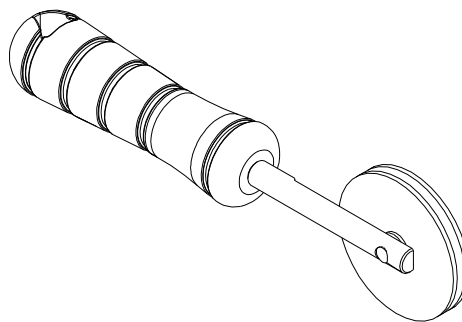
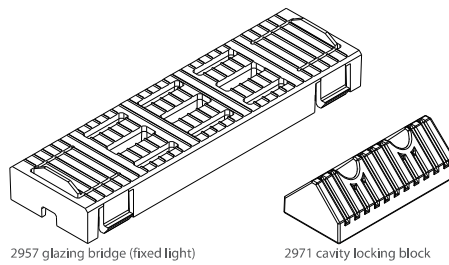
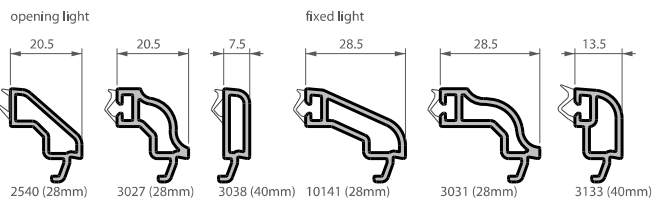
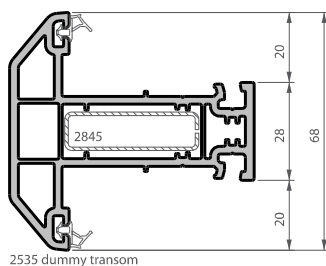
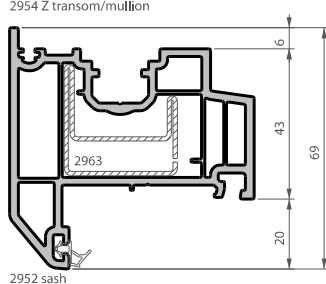
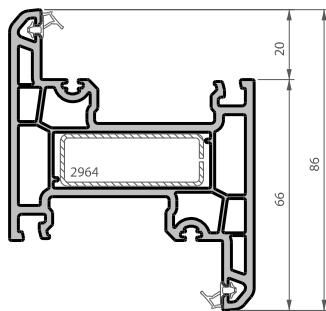
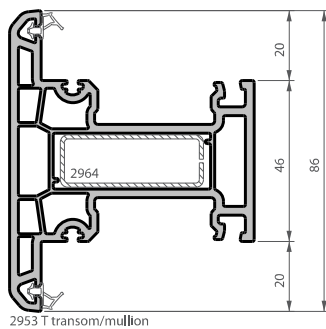
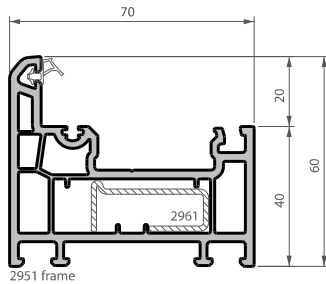
3212 of 5040

3214 for 5041

3242 for 5182

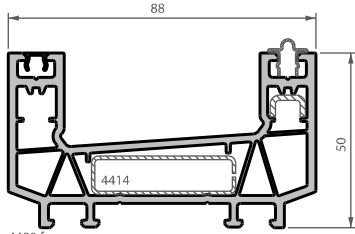
# FULLY REVERSIBLE WINDOW PRODUCT RANGE

deceuninck

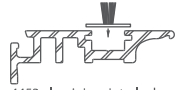


# SLIDER24+

## PRODUCT RANGE



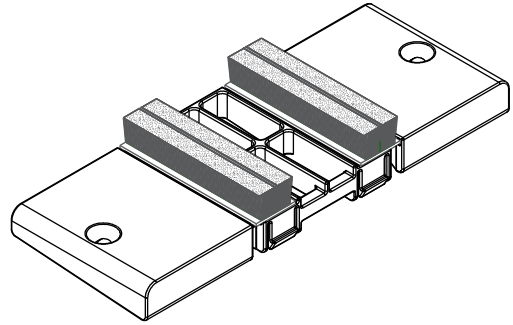
4400 frame



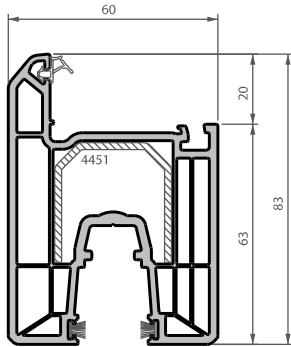
4453 aluminium interlock



3429 interlock wool pile



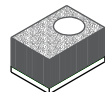
4426 brush block set



4410 sash



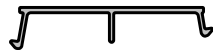
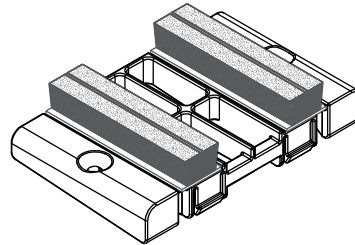
4461 3 & 4 pane adaptor



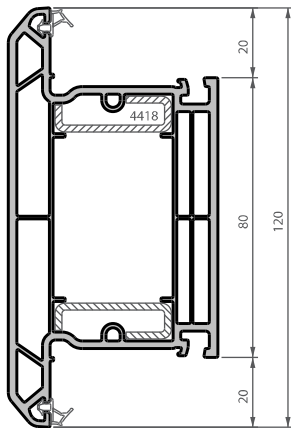
4427 pile end cap for 4461



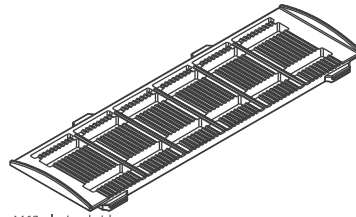
4422 interlock cover trim



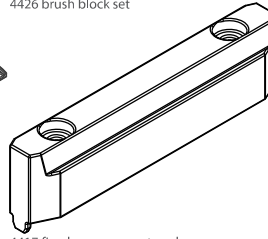
4416 bottom frame infill



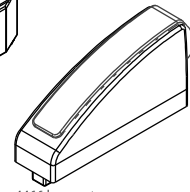
4435 mid-rail



4463 glazing bridge



4417 fixed pane support packer



4466 bump stop



4456 cover trim



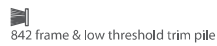
4460 threshold cover trim



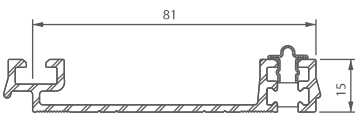
4402 steel track



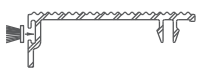
3403 frame infill trim



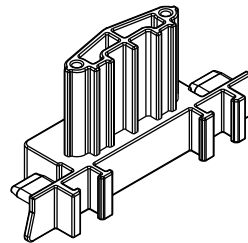
842 frame & low threshold trim pile



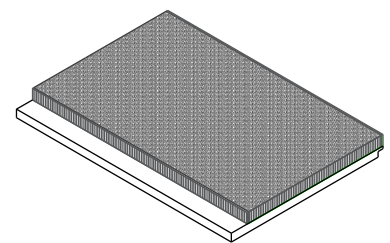
4462 aluminium low threshold



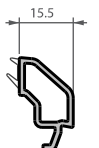
4464 low threshold cover trim



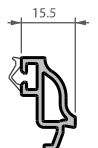
4429 low threshold end cap



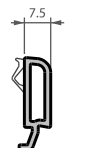
4428 low threshold brush block




4432 (28mm)



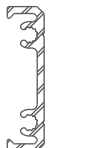
3132 (28mm)



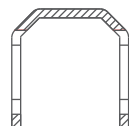
3038 (36mm)



4413 for 4400



3408 for 4400



4452 for 4410 (prepped)

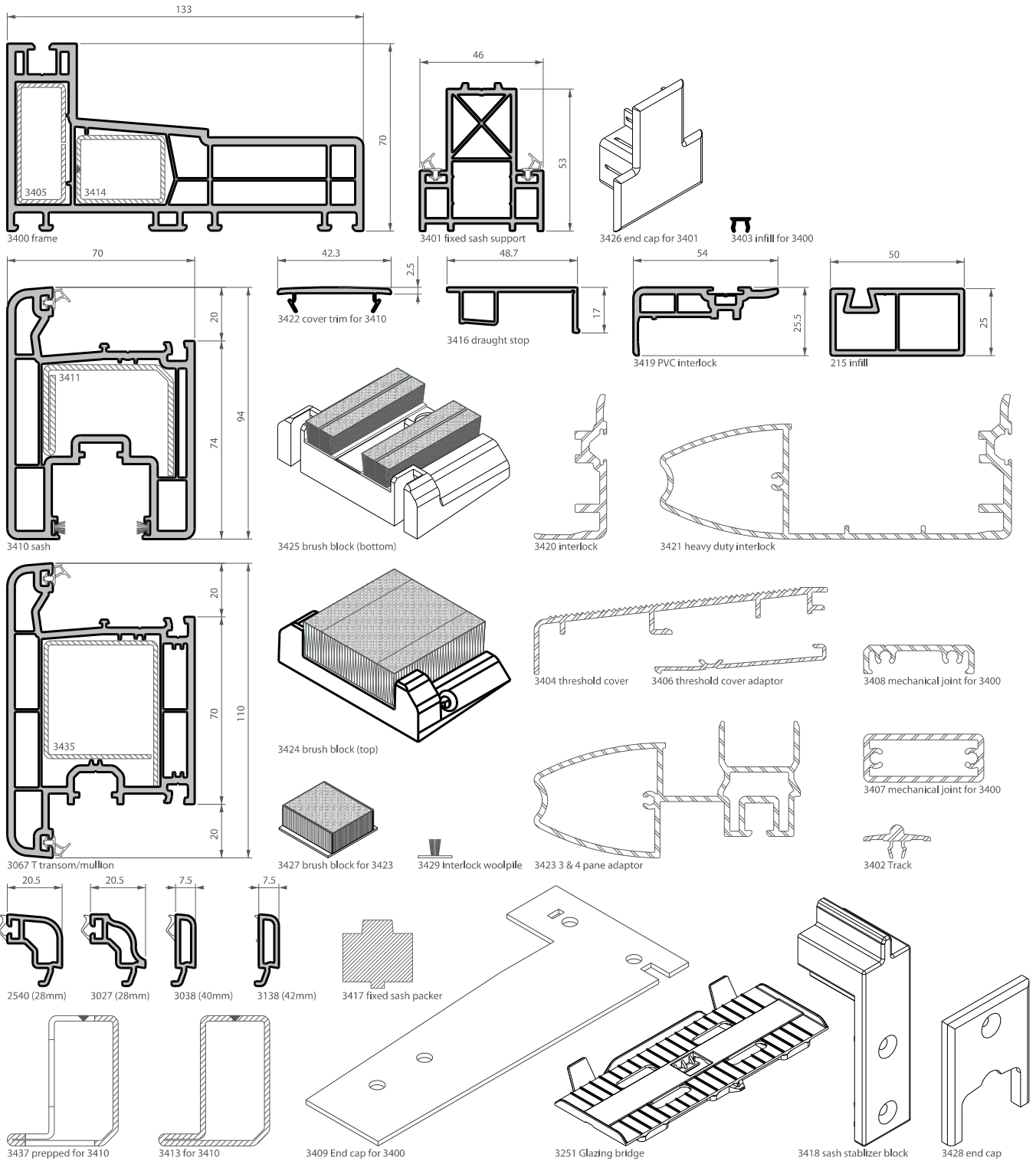


4470 letter plate kit

**SLIDER24+**  
PRODUCT RANGE



# MONORAIL PRODUCT RANGE



Hardware

P No.	Colour	Description	P No.	Colour	Description	P No.	Colour	Description
3441	-	6-Point lock, keep, packer, end caps	3443	03 white	Handle set	3444	03 white	Sash stop
3442	38 silver	Euro-cylinder 45/45	3443	38 silver	Handle set	3444	08 brown	Sash stop
						2489	-	Heavy duty roller (250Kg / sash)



---

# TECHNICAL SERVICES AND SPECIFICATION SUPPORT

---

The prime objective of Deceuninck Specification Support is to help you specify the correct product for your project. Specification Support also forms an essential link between architects, specifiers and approved Deceuninck fabricators and installers. The team provide informed guidance on the use of products, samples, drawings and specifications with contact maintained throughout each stage of a contract to completion.

Deceuninck can offer a technical and design service for suitable schemes embracing:

- Product selection and application
- Technical review to confirm compliance with Building Regulations Approved Documents
- Eurocode compliant wind load calculations
- Framing construction and design solutions
- Generation of scheme CAD drawings for tendering purposes
- Installation details
- Technical specification
- Contract specific acoustic testing
- Window or corner section samples for client/authority approval

## **Training**

A great deal of support is provided to fabricators and installers at their own premises to ensure that processes are carried out correctly, efficiently and to the high standards demanded.

Deceuninck also offers training at its dedicated Training School covering essential areas of fabrication on a one-to-one or small group basis.

For more details simply contact our specification team on 01249 810415






01/19. 82332-8104 The content of this document, photographic reproduction and technical details remain the sole property of Deceuninck UK, all rights reserved. It cannot be reproduced, in whole or in part, without explicit permission. Terms and conditions of sale apply, a copy of which is available on request. Created by Karma Design [www.karmadesignuk.com](http://www.karmadesignuk.com)

**Deceuninck Limited**  
Porte Marsh Industrial Estate  
Calne, Wiltshire SN11 9PX

**Email:** [deceuninck.ltd@deceuninck.com](mailto:deceuninck.ltd@deceuninck.com)  
**Web:** [www.deceuninck.co.uk](http://www.deceuninck.co.uk)  
[www.heritagewindowcollection.co.uk](http://www.heritagewindowcollection.co.uk)

 **01249 816969**